

**NAGAKAWA GROUP JOINT STOCK COMPANY
INTERIM CONSOLIDATED FINANCIAL
STATEMENTS**

For the six months ended 31 December 2025, reviewed by

NHAN TAM VIET AUDIT CO., LTD

TABLE OF CONTENTS

Content	Page
Report of the Board of Directors	2 - 4
Review Report	5 - 6
Reviewed Interim Consolidated Financial Statements	7 – 61
<i>Consolidated Balance Sheet as of June 30, 2025</i>	<i>7 – 10</i>
<i>Consolidated Statement of Profit or Loss for the First Half of the Fiscal Year Ended December 31, 2025</i>	<i>11</i>
<i>Consolidated Cash Flow Statement for the First Half of the Fiscal Year Ended December 31, 2025</i>	<i>12 – 13</i>
<i>Notes to the Interim Consolidated Financial Statements for the First Half of the Fiscal Year Ended December 31, 2025</i>	<i>14 - 59</i>
<i>Appendix 01: Details of Non-performing Loans and Provision for Doubtful Accounts</i>	<i>60 - 61</i>

REPORT OF THE BOARD OF DIRECTORS

The Board of Directors of the Company hereby presents its report together with the reviewed interim consolidated financial statements for the first six months of the fiscal year ended December 31, 2025.

THE COMPANY

Nagakawa Group Joint Stock Company originated from Nagakawa Vietnam Joint Venture Company, which was established and operated under Investment License No. 24/CP – VP dated August 22, 2002 issued by the People's Committee of Vinh Phuc Province.

The Company was converted from Nagakawa Vietnam Joint Venture Company into a Vietnamese enterprise under Decision No. 853/QĐ-UBND dated March 21, 2007 of the People's Committee of Vinh Phuc Province, and operates under Business Registration Certificate No. 1903000273 dated March 21, 2007 issued by the Department of Planning and Investment of Vinh Phuc Province.

During its operations, the Company has been granted 24 amended business registration certificates regarding changes in capital, restructuring of the charter capital among founding shareholders, addition of business lines, and changes in company name. The 24th amended Business Registration Certificate No. 2500217389 was issued on April 03, 2025 by the Business Registration Office – Department of Planning and Investment of Vinh Phuc Province, regarding changes in charter capital

Charter capital under the 24th Business Registration Certificate: VND 359,600,690,000

REGISTERED OFFICE:

Address : Xuan Thuong 1 Residential Group, Phuc Yen Ward, Phu Tho Province
Telephone : 0211 3 873 568
Fax : 0211 3 530 265/3 548 02
E-mail : Info@nagakawa.com.vn
Tax Code : 2 5 0 0 2 1 7 3 8 9

FINANCIAL POSITION AND BUSINESS PERFORMANCE

The consolidated financial position as of June 30, 2025, the interim consolidated operating results, and interim consolidated cash flows for the six-month period ended December 31, 2025 are presented in the attached Interim Consolidated Financial Statements (pages 7 to 61).

EVENTS AFTER THE ACCOUNTING PERIOD

According to Resolution No. 01/2025/NQ-ĐHĐCĐ-NAG dated March 6, 2025, of the 2025 Annual General Meeting of Shareholders, the Company approved a stock dividend distribution plan. As of July 4, 2025, the Company had issued an additional 2,860,166 shares for dividend payment. The total number of outstanding shares of the Company is 38,620,233 shares.

Apart from the above-mentioned event, The Company's Board of General Directors confirms that, from June 30, 2025, until the date of this report, no events have occurred that would require adjustments to the figures or disclosure in the interim consolidated financial statements.

BOARD OF DIRECTORS, MANAGEMENT AND SUPERVISION

Members of the Board of Directors during the period and as of the reporting date:

<u>Name</u>	<u>Position</u>
Mr. Nguyen Ngoc Quy	Chairman
Mrs. Nguyen Thi Huyen Thuong	Vice Chairman
Mrs. Truong Dao Hai Ha	Member
Mr. Pham Anh Tuan	Member
Mr. Doan Duc Hoa	Member

The members of the Supervisory Board during the period and as at the date of this report are as follows:

<u>Name</u>	<u>Position</u>
Mrs. Nguyen Thi Thu Thao	Head
Mrs. Vu Thi Hai Yen	Member
Mrs. Pham Thi Hue Anh	Member

Các thành viên của Ban Tổng Giám đốc trong kỳ và tại ngày lập báo cáo này bao gồm

<u>Name</u>	<u>Position</u>
Mrs. Nguyen Thi Huyen Thuong	General Director
Mrs. Huy Thi Dung	Deputy General Director
Mr. Tran Ba Dat	Deputy General Director
Mrs. Nguyen Thi Bich Thuy	Deputy General Director
Mrs. Trinh Thi Phuong	Chief Accountant

AUDITOR

Nhan Tam Viet Co., Ltd. has reviewed the consolidated interim financial statements for the six-month period ended December 31, 2025.

RESPONSIBILITY OF THE BOARD OF GENERAL DIRECTORS FOR THE INTERIM CONSOLIDATED FINANCIAL STATEMENTS

The Company's Board of General Directors is responsible for preparing the interim consolidated financial statements that fairly present the financial position, operating results, and cash flows of the Company for the period. In preparing the interim consolidated financial statements, the Board of General Directors confirms that they have complied with the following requirements:

- Established and maintained internal controls that the Board considers necessary to ensure the preparation and presentation of the interim consolidated financial statements free from material misstatement, whether due to fraud or error;
- Selected appropriate accounting policies and applied them consistently;
- Made reasonable and prudent judgments and estimates;
- Clearly disclosed whether the applicable accounting standards have been followed, and whether any significant departures require disclosure and explanation in the interim consolidated financial statements;

NAGAKAWA GROUP JOINT STOCK COMPANY
REPORT OF THE BOARD OF GENERAL DIRECTORS (CONTINUED)

- Prepared and presented the interim consolidated financial statements in accordance with Vietnamese Accounting Standards, the Vietnamese Enterprise Accounting System, and relevant legal regulations related to the preparation and presentation of interim consolidated financial statements;
- Prepared the interim consolidated financial statements on a going concern basis, except where it is inappropriate to assume that the Company will continue its operations.

The Board of General Directors ensures that accounting records are maintained to reflect the Company's financial position fairly and reasonably at all times and that the Company's interim consolidated financial statements comply with current regulations. The Board is also responsible for safeguarding the Company's assets and implementing appropriate measures to prevent and detect fraud and other violations of the Company as of June 30, 2025, and for the interim operating results and cash flows for the six-month period ended December 31, 2025, in accordance with accounting standards, the Vietnamese Enterprise Accounting System, and relevant legal regulations.

OTHER COMMITMENTS

The Board of General Directors confirms that the Company complies with Decree No. 155/2020/NĐ-CP dated December 31, 2020, on corporate governance applicable to public companies, and that the Company has fulfilled its information disclosure obligations in accordance with Circular No. 96/2020/TT-BTC dated November 16, 2020, of the Ministry of Finance, guiding disclosure of information on the Securities Market.

Phu Tho, August 22, 2025

On behalf of the Board of General Directors

General Director



Nguyễn Thị Huyền Thương

No : 2807.01.01/2025/BCTC- NTV2

REPORT ON THE RESULTS OF THE REVIEW

On the Interim Consolidated Financial Statements

For the Six-Month Period Ended December 31, 2025

To : **Shareholders, Board of Directors, and Board of General Directors**
Nagakawa Group Joint Stock Company

We have reviewed the accompanying interim consolidated financial statements of Nagakawa Group Joint Stock Company, prepared on August 22, 2025, from pages 07 to 61, comprising the Interim Consolidated Balance Sheet as of June 30, 2025, the Interim Consolidated Statement of Profit or Loss, the Interim Consolidated Cash Flow Statement for the six-month period of the fiscal year ending December 31, 2025, and the Notes to the Interim Consolidated Financial Statements.

Responsibility of the Board of Management

The Board of Management of Nagakawa Group Joint Stock Company is responsible for the preparation and fair presentation of the interim consolidated financial statements in accordance with Vietnamese Accounting Standards, the Vietnamese Accounting System, and relevant legal requirements relating to the preparation and presentation of interim consolidated financial statements. The Board of Management is also responsible for such internal control as it determines necessary to enable the preparation of interim consolidated financial statements that are free from material misstatement, whether due to fraud or error.

Auditor's Responsibility

Our responsibility is to express a conclusion on these interim consolidated financial statements based on our review. We conducted our review in accordance with Vietnamese Standard on Review Engagements No. 2410 – *Review of Interim Financial Information Performed by the Independent Auditor of the Entity*.

A review of interim financial information consists primarily of making inquiries, primarily of persons responsible for financial and accounting matters, and applying analytical and other review procedures. A review is substantially less in scope than an audit conducted in accordance with Vietnamese Standards on Auditing and, consequently, does not enable us to obtain assurance that we would become aware of all significant matters that might be identified in an audit. Accordingly, we do not express an audit opinion.

Trụ Sở Chính:
Tầng 2, tòa nhà Platinum Residences, số 6 Nguyễn Công Hoan,
Phường Ngọc Khánh, Quận Ba Đình, Thành phố Hà Nội, Việt Nam

[T] (84-24) 3761 3399
[W] www.vpaudit.vn

[F] (84-24) 3761 5599
[E] vpa@ntva.vn

Chi nhánh tại Hà Nội:
Số 12 Phố Mễ Trì Hạ, P. Mễ Trì, Q. Nam Từ Liêm, TP. Hà Nội

Chi nhánh tại TP. Hồ Chí Minh:
98 Vũ Tông Phan, P. An Phú, Q. 2, TP. Hồ Chí Minh

Auditor's Conclusion

Based on our review, nothing has come to our attention that causes us to believe that the accompanying interim consolidated financial statements do not give a true and fair view, in all material respects, of the financial position of Nagakawa Group Joint Stock Company as of June 30, 2025, and of its interim consolidated financial performance and cash flows for the six-month period of the fiscal year ending December 31, 2025, in accordance with Vietnamese Accounting Standards, the Vietnamese Accounting System, and relevant legal requirements.

Hanoi, August 22, 2025

Nhan Tam Viet Auditing Company Limited

Deputy General Director



Nguyen Thi Hanh

Practicing Auditor Certificate No.: 1690-2023-124-1

NAGAKAWA GROUP JOINT STOCK COMPANY

Address: Xuan Thuong 1 Residential Quarter, Phuc Yen Ward, Phu Tho Province

CONSOLIDATED INTERIM FINANCIAL STATEMENTS

For the six-month period ended.31 December 2025

CONSOLIDATED INTERIM BALANCE SHEET

As at 30 June 2025

Unit: VND

ASSET	Cod e	Explan ation	Ending balance	Beginning balance
A - SHORT-TERM ASSETS	100		2,169,195,611,329	1,632,242,146,601
I. Cash and cash equivalents	110	V.1	160,566,861,287	71,646,409,892
1. Cash	111		28,753,247,651	21,646,409,892
2. Cash equivalents	112		131,813,613,636	50,000,000,000
II. Short-term financial investment	120		309,620,546,000	326,625,754,419
1. Trading securities	121		-	-
2. Provision for impairment of trading securities	122		-	-
3. Held to maturity investment	123	V.2a	309,620,546,000	326,625,754,419
III. Short-term receivables	130		717,017,964,489	486,437,626,352
1. Short-term trade receivables	131	V.3	654,907,032,884	410,181,287,521
2. Short-term vendor advance	132	V.4	23,722,836,052	32,794,597,855
3. Short-term internal receivables	133		-	-
4. Receivable according to construction contract progr	134		-	-
5. Short-term loan receivable	135	V.5	27,113,960,000	35,096,000,000
6. Other short-term receivables	136	V.6a	15,239,986,859	13,059,730,141
7. Provision for doubtful short-term receivables	137	V.7	(3,965,851,306)	(4,693,989,165)
8. Assets missing pending resolution	139		-	-
IV. Inventory	140		965,094,510,824	739,136,355,910
1. Inventory	141	V.8	970,739,253,149	743,349,146,847
2. Provision for inventory write-down	149	V.8	(5,644,742,325)	(4,212,790,937)
V. Other short-term assets	150		16,895,728,729	8,396,000,028
1. Short-term prepaid expenses	151	V.9a	4,521,509,666	3,108,368,785
2. Deductible value added tax	152		12,334,210,662	5,245,907,999
3. Taxes and other amounts receivable from the State	153	V.17	40,008,401	41,723,244
4. Government bond repurchase transaction	154		-	-
5. Other short-term assets	155		-	-

NAGAKAWA GROUP JOINT STOCK COMPANY

Address: Xuan Thuong 1 Residential Quarter, Phuc Yen Ward, Phu Tho Province

CONSOLIDATED INTERIM FINANCIAL STATEMENTS

For the six-month period ended 31 December 2025

CONSOLIDATED INTERIM BALANCE SHEET (continued)

ASSET	Cod e	Explanat ion	Ending balance	Beginning balance
B - LONG-TERM ASSETS	200		168,693,015,841	172,841,345,781
I. Long-term receivables	210		2,352,151,526	2,167,151,526
1. Long-term receivables from customers	211		-	-
2. Long-term prepayment to seller	212		-	-
3. Working capital in affiliated units	213		-	-
4. Long-term internal receivables	214		-	-
5. Long-term loan receivable	215		-	-
6. Other long-term receivables	216	V.6b	2,352,151,526	2,167,151,526
7. Provision for doubtful long-term receivables	219		-	-
II. Fixed assets	220		88,778,227,456	94,436,662,507
1. Tangible fixed assets	221	V.10	82,580,517,679	87,940,523,560
<i>Original price</i>	222		179,226,830,076	179,098,245,872
<i>Accumulated depreciation</i>	223		(96,646,312,397)	(91,157,722,312)
2. Financial lease fixed assets	224		-	-
<i>Original price</i>	225		-	-
<i>Accumulated depreciation</i>	226		-	-
3. Intangible fixed assets	227	V.11	6,197,709,777	6,496,138,947
<i>Original price</i>	228		8,687,008,519	8,687,008,519
<i>Accumulated depreciation</i>	229		(2,489,298,742)	(2,190,869,572)
III. Investment real estate	230		-	-
Original price	231		-	-
Accumulated depreciation	232		-	-
IV. Long-term unfinished assets	240		2,039,395,000	193,780,000
1. Long-term unfinished production and business costs	241		-	-
2. Cost of unfinished basic construction	242	V.12	2,039,395,000	193,780,000
V. Long-term financial investment	250		48,952,351,275	48,134,609,114
1. Investment in subsidiaries	251		-	-
2. Investment in joint ventures and associates	252	V.2b	28,952,351,275	28,134,609,114
3. Investing in other entities	253		-	-
4. Long-term financial investment reserve	254		-	-
5. Held to maturity investment	255	V.2b	20,000,000,000	20,000,000,000
VI. Other long-term assets	260		26,570,890,584	27,909,142,634
1. Long-term prepaid expenses	261	V.9b	2,677,223,043	4,391,473,182
2. Deferred income tax assets	262	V.13	5,623,764,741	3,611,655,954
3. Long-term replacement equipment, supplies and spa	263		-	-
4. Other long-term assets	268		-	-
5. Lợi thế thương mại	269	V.14	18,269,902,800	19,906,013,498
TOTAL ASSET	270		2,337,888,627,170	1,805,083,492,382

NAGAKAWA GROUP JOINT STOCK COMPANY

Address: Xuan Thuong 1 Residential Quarter, Phuc Yen Ward, Phu Tho Province

CONSOLIDATED INTERIM FINANCIAL STATEMENTS

For the six-month period ended 31 December 2025

CONSOLIDATED INTERIM BALANCE SHEET (continued)

CAPITAL SOURCE	Cod e	Explan ation	Ending balance	Beginning balance
C - LIABILITIES PAYABLE	300		1,866,658,919,278	1,376,101,070,986
I. Short-term debt	310		1,864,632,525,571	1,374,609,613,734
1. Short-term trade payables	311	V.15	551,387,029,992	182,004,186,374
2. Short-term advance payment buyer	312	V.16	12,992,405,608	14,778,405,623
3. Taxes and other payments to the State	313	V.17	22,457,938,811	22,949,340,668
4. Payable to workers	314		4,903,011,087	4,284,315,817
5. Short-term payable expenses	315	V.18	24,364,924,335	5,188,714,834
6. Short-term internal payables	316		-	-
7. Payable according to construction contract progress	317		-	-
8. Short-term unearned revenue	318		-	-
9. Other short-term payables	319	V.19a	3,817,521,477	2,902,233,669
10. Short-term loans and finance leases	320	V.20	1,239,825,799,902	1,137,306,992,519
11. Provision for short-term payables	321	V.21	3,580,051,738	3,891,581,609
12. Bonus and welfare fund	322	V.22	1,303,842,621	1,303,842,621
13. Price stabilization fund	323		-	-
14. Government bond repurchase transaction	324		-	-
II. Long-term debt	330		2,026,393,707	1,491,457,252
1. Long-term trade payables	331		-	-
2. Long term prepayment buyer	332		-	-
3. Long-term payable expenses	333		-	-
4. Internal payable on working capital	334		-	-
5. Long-term internal payables	335		-	-
6. Long-term unrealized revenue	336		-	-
7. Other long-term payables	337	V.19b	660,197,770	-
8. Long-term loans and financial leases	338		-	-
9. Convertible bonds	339		-	-
10. Preferred stock	340		-	-
11. Deferred income tax payable	341	V.23	1,366,195,937	1,491,457,252
12. Long-term payables provision	342		-	-
13. Science and Technology Development Fund	343		-	-

NAGAKAWA GROUP JOINT STOCK COMPANY

Address: Xuan Thuong 1 Residential Quarter, Phuc Yen Ward, Phu Tho Province

CONSOLIDATED INTERIM FINANCIAL STATEMENTS

For the six-month period ended 31 December 2025

CONSOLIDATED INTERIM BALANCE SHEET (continued)

CAPITAL SOURCE	Cod e	Explanat ion	Ending balance	Beginning balance
D - OWNER'S EQUITY	400		471,229,707,892	428,982,421,396
I. Owner's equity	410	V.24	471,229,707,892	428,982,421,396
1. Owner's equity	411		386,202,350,000	341,777,690,000
- Common shares with voting rights	411a		386,202,350,000	341,777,690,000
- Preferred stock	411b		-	-
2. Capital surplus	412		5,348,010,000	5,348,010,000
3. Bond conversion option	413		-	-
4. Other owners' equity	414		-	-
5. Treasury stock	415		(20,000)	(20,000)
6. Asset revaluation difference	416		-	-
7. Exchange rate difference	417		-	-
8. Development investment fund	418		11,174,990,263	9,827,781,376
9. Enterprise Reorganization Support Fund	419		-	-
10. Other equity funds	420		-	-
11. Undistributed profit after tax	421		52,673,416,754	52,265,629,264
- Undistributed profit after tax accumulated to the end of the period	421a		22,316,760,377	25,293,009,474
- Undistributed profit this period	421b		30,356,656,377	26,972,619,790
12. Source of capital for basic construction investment	422		-	-
13. Lợi ích cổ đông không kiểm soát	429		15,830,960,875	19,763,330,756
II. Other funding sources and funds	430		-	-
1. Funding sources	431		-	-
2. Funds for forming fixed assets	432		-	-
TOTAL CAPITAL	440		2,337,888,627,170	1,805,083,492,382

Prepared on: 22 August 2025


The chartist

Chief Accountant

General Director



Pham Thi Cam Van



Trinh Thi Phuong



Nguyen Thi Huyen Thuong

NAGAKAWA GROUP JOINT STOCK COMPANY

Address: Xuan Thuong 1 Residential Quarter, Phuc Yen Ward, Phu Tho Province

CONSOLIDATED INTERIM FINANCIAL STATEMENTS

For the six-month period ended 31 December 2025

CONSOLIDATED INTERIM INCOME STATEMENT

For the six-month period ended 31 December 2025

Unit: VND

INDICATORS	Cod e	Explan ation	Year-to-date cumulative	
			This year	Last year
1. Revenue from sales of goods and provision of services	01	VI.1	1,882,743,477,361	1,752,031,201,136
2. Revenue deductions	02		19,456,564,157	7,278,834,921
3. Net revenue from sales and services	10		1,863,286,913,204	1,744,752,366,215
4. Net revenue from sales of goods and provision of services	11	VI.2	1,684,993,929,907	1,555,668,089,913
5. Cost of goods sold	20		178,292,983,297	189,084,276,302
6. Gross profit from sales of goods and provision of services	21	VI.3	6,639,938,134	10,250,640,541
7. Financial expenses	22	VI.4	47,547,741,932	43,288,422,931
Including: interest expense	23		32,885,935,594	33,789,238,294
8. Share of profit or loss of joint ventures and associates	24		817,742,161	1,631,917,032
9. Selling expenses	25	VI.5	78,942,189,756	104,464,959,883
10. General and administrative expenses	26	VI.6	22,252,979,991	23,647,306,185
11. Net profit from operating activities	30		37,007,751,913	29,566,144,876
12. Other income	31	VI.7	151,638,920	348,532,743
13. Other expenses	32	VI.8	884,668,385	305,722,128
14. Other profit	40		(733,029,465)	42,810,615
15. Total accounting profit before tax	50		36,274,722,448	29,608,955,491
16. Current corporate income tax expense	51	VI.9	11,987,806,054	5,600,693,186
17. Deferred corporate income tax expense	52	VI.10	(2,137,370,102)	(106,531,085)
18. Profit after corporate income tax	60		26,424,286,496	24,114,793,390
19. Profit after tax of the parent company	61		30,356,656,377	22,625,381,920
20. Profit after tax of non-controlling interests	62		(3,932,369,881)	1,489,411,470
21. Basic earnings per share	70	VI.11	809	611
22. Diluted earnings per share	71	VI.11	809	611


Prepared on: 22 August 2025

The chartist



Pham Thi Cam Van

Chief Accountant



Trinh Thi Phuong

General Director




Nguyen Thi Huyen Thuong

NAGAKAWA GROUP JOINT STOCK COMPANY

Address: Xuan Thuong 1 Residential Quarter, Phuc Yen Ward, Phu Tho Province

CONSOLIDATED INTERIM FINANCIAL STATEMENTS

For the six-month period ended 31 December 2025

CONSOLIDATED INTERIM CASH FLOW STATEMENT

(By indirect method)

For the six-month period ended 31 December 2025

Unit: VND

INDICATORS	Code	Explanation	Year-to-date cumulative	
			This year	Last year
I. Cash Flows from Operating Activities				
1. Profit before tax	01		36,274,722,448	29,608,955,491
2. Adjustments for:				
- Depreciation of fixed assets and investment properties	02		5,787,019,255	5,810,041,496
- Provisions	03		392,283,658	18,479,725,331
- Foreign exchange gains/losses from revaluation of monetary items denominated in foreign currencies	04		1,588,356,500	(961,773,636)
- Gains/losses from investing activities	05		(6,435,159,314)	(10,439,714,015)
- Borrowing costs	06		32,885,935,594	33,789,238,294
- Other adjustments	07		-	-
3. Profit from operating activities before changes in working capital	08		70,493,158,141	76,286,472,961
- Increase/decrease in receivables	09		(244,036,532,011)	(236,712,574,092)
- Increase/decrease in inventories	10		(227,390,106,302)	10,339,578,982
- Increase/decrease in payables	11		384,973,733,282	313,169,907,260
- Increase/decrease in prepaid expenses	12		301,109,258	2,942,031,629
- Increase/decrease in trading securities	13		-	-
- Interest paid	14		(32,900,343,018)	(34,233,334,957)
- Corporate income tax paid	15		(7,917,764,709)	(7,352,631,304)
- Other cash receipts from operating activities	16		-	-
- Other cash payments for operating activities	17		-	-
Net cash flows from operating activities	20		(56,476,745,359)	124,439,450,479
II. Cash Flows from Investing Activities				
1. Cash paid for purchases and construction of fixed assets and other long-term assets	21		(1,985,184,224)	(1,498,110,000)
2. Cash received from disposal of fixed assets and other long-term assets	22		-	-
3. Cash paid for loans and purchases of debt instruments of other entities	23		(142,870,184,385)	(107,672,681,366)
4. Cash received from loan collections and sale of debt instruments of other entities	24		167,920,477,568	26,512,065,482
5. Cash paid for investments in other entities	25		-	-
6. Cash received from capital withdrawals from other entities	26		-	-
7. Interest received, dividends and profits received	27		3,990,280,412	4,841,988,723
Net cash flows from investing activities	30		27,055,389,371	(77,816,737,161)

NAGAKAWA GROUP JOINT STOCK COMPANY

Address: Xuan Thuong 1 Residential Quarter, Phuc Yen Ward, Phu Tho Province

CONSOLIDATED INTERIM FINANCIAL STATEMENTS

For the six-month period ended 31 December 2025

CONSOLIDATED INTERIM BALANCE SHEET (continued)

INDICATORS	Cod e	Explan ation	Year-to-date cummulative	
			This year	Last year
III. Cash flows from financing activities				
1. Cash received from issuance of shares and capital contributions from owners	31		15,823,000,000	-
2. Cash paid to return capital to owners or to repurchase issued shares	32		-	-
3. Cash received from borrowings	33		1,591,438,992,313	1,383,617,096,800
4. Repayment of principal on borrowings	34		(1,488,920,184,930)	(1,375,357,804,883)
5. Repayment of principal on finance lease liabilities	35		-	-
6. Dividends and profits paid to owners	36		-	-
Net cash flows from financing activities	40		118,341,807,383	8,259,291,917
Net cash flow during the period	50		88,920,451,395	54,882,005,235
Cash and cash equivalents at the beginning of the period	60	V.1	71,646,409,892	46,548,089,328
Effect of exchange rate changes on foreign currency cash bal	61		-	-
Cash and cash equivalents at the end of the period	70	V.1	160,566,861,287	101,430,094,563


Prepared on: 22 August 2025

The chartist



Pham Thi Cam Van

Chief Accountant



Trinh Thi Phuong

General Director




Nguyen Thi Huyen Thuong

NAGAKAWA GROUP JOINT STOCK COMPANY

Address: Xuan Thuong 1 Residential Quarter, Phuc Yen Ward, Phu Tho Province

INTERIM CONSOLIDATED FINANCIAL STATEMENTS

For the six months ended December 31, 2025

NOTES TO THE INTERIM CONSOLIDATED FINANCIAL STATEMENTS

For the first six months of the fiscal year ending December 31, 2025

I. COMPANY BUSINESS CHARACTERISTICS

1. Form of Capital Ownership: Nagakawa Group Joint Stock Company (hereinafter referred to as the "Company") is a joint stock company.

2. Business Activities: Manufacturing and trading

3. Company Overview

Nagakawa Group Joint Stock Company, formerly Nagakawa Vietnam Joint Venture Company, was established and operated under Investment License No. 24/CP – VP dated August 22, 2002, issued by the People's Committee of Vinh Phuc Province. The company was converted from Nagakawa Vietnam Joint Venture Company into a Vietnamese enterprise under Decision No. 853/QĐ-UBND dated March 21, 2007, by the People's Committee of Vinh Phuc Province and operates under Business Registration Certificate No. 1903000273 dated March 21, 2007, issued by the Department of Planning and Investment of Vinh Phuc Province.

During its operation, the company has been granted 24 amended business registration certificates regarding changes in capital, shareholder structure, additional business lines, and company name. The 24th amended business registration certificate, No. 2500217389, was issued by the Business Registration Office of the Department of Planning and Investment of Vinh Phuc Province on April 3, 2025, regarding the change in charter capital.

Charter capital according to the 24th amended business registration certificate: VND 359,600,690,000

HEAD OFFICE:

Address : Xuan Thuong 1 Residential Group, Phuc Yen Ward, Phu Tho Province

Telephone : 0211 3 873 568

Fax : 0211 3 530 265/3 548 02

E-mail : Info@nagakawa.com.vn

Taxcode : 2 5 0 0 2 1 7 3 8 9

4. Business Lines:

The Company's main business lines include:

- Manufacture of consumer electronic products;
- Manufacture of household electrical appliances. Details: Manufacture of household electrical appliances and air conditioners;
- Installation of water supply and drainage systems, heating, and air-conditioning systems;
- Installation of other construction systems. Details: Design of ventilation, heating, and air-conditioning systems for construction works; installation of other construction systems;
- Manufacture of other electrical equipment. Details: Manufacture and trading of electrical machinery, equipment, and materials./.

5. Normal Production and Business Cycle

The Company's normal production and business cycle does not exceed 12 months.

6. Employees

As at the end of the accounting period, the company had 220 employees in service (beginning of the year: 228 employees).

NAGAKAWA GROUP JOINT STOCK COMPANY

Address: Xuan Thuong 1 Residential Group, Phuc Yen Ward, Phu Tho Province

INTERIM CONSOLIDATED FINANCIAL STATEMENTS

For the six months ended 31 December 2025

Notes to the Interim Consolidated Financial Statements (continued)**7. Company Structure:*****Subsidiaries(*):***

<i>Company Name</i>	<i>Head Office Address</i>	<i>Main Activities</i>	<i>Actual Ownership</i>	<i>Ownership per Business Registration Certificate</i>
Nagakawa Technical Investment and Development Joint Stock Company	Xuan Thuong 1 Residential Group, Phuc Yen Ward, Phu Tho Province	Retail and wholesale of equipment and electronic components; installation of air-conditioning systems for construction works	80%	80%
Nagakawa Da Nang Joint Stock Company	94 Nam Tran, Thanh Khe Ward, Da Nang City	Retail and wholesale of equipment, electronic components, and household appliances	52%	52%
Nagakawa Ho Chi Minh City Joint Stock Company	25 Doan Thi Diem, Cau Kieu Ward, Ho Chi Minh City	Retail and wholesale of equipment, electronic components, and household appliances	51%	51%
Nagakawa Electronics Joint Stock Company	3rd Floor, Gold Tower Building, 275 Nguyen Trai, Khuong Dinh Ward, Hanoi	Retail and wholesale of equipment, electronic components, and household appliances	51%	51 %
Viet Phuc Hung Yen Joint Stock Company	Vinh Bao Hamlet, Nghia Tru Commune, Hung Yen Province	Warehouse leasing and retail/wholesale of equipment, electronic components, and household appliances	96.92%	96,.2%
Nagakawa High-Tech Joint Stock Company	No. 56, Alley 109, Cau Buou Street, Residential Group 15, Kien Hung Ward, Hanoi	Information technology services and other computer-related services	55%	55%

(*) All subsidiaries of the Company are operating normally

Joint Venture and Associate Companies:

<i>Company Name</i>	<i>Head Office Address</i>	<i>Main Activities</i>	<i>Actual Ownership</i>	<i>Ownership per Business Registration Certificate</i>
KLW Vietnam Garment Joint Stock Company	Xuan Thuong 1 Residential Group, Phuc Yen Ward, Phu Tho Province	Garment processing (Operating normally)	48%	48%

Independent Accounting Units:

<i>Unit Name</i>	<i>Address</i>	<i>Main Activities</i>
Nagakawa Group Joint Stock Company – Hanoi Branch	3rd Floor, Gold Tower Building, 275 Nguyen Trai, Thanh Xuan Ward, Hanoi City	Retail and wholesale of equipment, electronic components, and household appliances (Operating normally)

NAGAKAWA GROUP JOINT STOCK COMPANY

Address: Xuan Thuong 1 Residential Group, Phuc Yen Ward, Phu Tho Province

INTERIM CONSOLIDATED FINANCIAL STATEMENTS

For the six months ended 31 December 2025

Notes to the Interim Consolidated Financial Statements (continued)

- 8. Statement on Comparability in the Interim Financial Statements of the Parent Entity:** The interim financial statements of the parent entity for the first six months of the fiscal year ending December 31, 2025 are fully consistent and comparable with the interim financial statements for the first six months of the fiscal year ending December 31, 2024, as well as with the parent entity's financial statements for the fiscal year ended December 31, 2024.

II. ACCOUNTING YEAR AND CURRENCY USED IN ACCOUNTING

1. Fiscal Year

The Company's fiscal year starts on January 1 and ends on December 31 of each year.

2. Currency Used in Accounting

The currency used in accounting is the Vietnamese Dong (VND), as most receipts and payments are conducted in VND.

III. APPLIED ACCOUNTING STANDARDS AND REGIME

1. Applied Accounting Regime

The Board of Directors ensures compliance with the requirements of accounting standards and the Vietnamese Enterprise Accounting Regime issued under Circular No. 200/2014/TT-BTC dated December 22, 2014, and Circular No. 53/2016/TT-BTC in 2016, which amends and supplements Circular No. 200/2014/TT-BTC, as well as other guiding circulars issued by the Ministry of Finance in preparing the financial statements..

2. Statement on Compliance with Accounting Standards and Vietnamese Accounting Regime

The Board of Directors confirms that the Company has complied with the requirements of accounting standards and the Vietnamese Enterprise Accounting Regime issued under Circular No. 200/2014/TT-BTC dated December 22, 2014, and Circular No. 53/2016/TT-BTC in 2016, which amends and supplements Circular No. 200/2014/TT-BTC, as well as other guiding circulars issued by the Ministry of Finance in preparing the financial statement.

3. Accounting Method Applied

The Company uses the general journal accounting method on computer systems.

IV. APPLIED ACCOUNTING POLICIES

1. Basis of Preparation of Consolidated Financial Statements

The financial statements are prepared on the accrual basis of accounting (except for cash flow information).

The consolidated financial statements include the financial statements of Nagakawa Group Joint Stock Company (the parent company) and its subsidiaries. A subsidiary is an entity controlled by the parent company. Control exists when the parent has the power, directly or indirectly, to govern the financial and operating policies of the subsidiary to obtain economic benefits from its activities. When assessing control, potential voting rights that are currently exercisable or convertible are considered.

The results of subsidiaries acquired or disposed of during the year are presented in the consolidated statement of profit or loss from the date of acquisition or up to the date of disposal of the investment in that subsidiary.

NAGAKAWA GROUP JOINT STOCK COMPANY

Address: Xuan Thuong 1 Residential Group, Phuc Yen Ward, Phu Tho Province

INTERIM CONSOLIDATED FINANCIAL STATEMENTS

For the six months ended 31 December 2025

Notes to the Interim Consolidated Financial Statements (continued)

Where a subsidiary's accounting policies differ from the uniform policies applied by the Group, adjustments are made to the subsidiary's financial statements before consolidation.

Balances of accounts on the balance sheets between Group companies, internal transactions, and unrealized internal profits arising from these transactions are eliminated in preparing the consolidated financial statements. Unrealized losses from internal transactions are also eliminated unless the expense that generated the loss is non-recoverable.

Non-controlling interests represent the portion of profit and net assets of subsidiaries not held by the parent company's shareholders and are presented separately in the consolidated statement of profit or loss and consolidated balance sheet. Non-controlling interests include the value of non-controlling shareholders' interests at the acquisition date and their share in changes in equity since the business combination date. Losses attributable to non-controlling interests in excess of their equity in a subsidiary are deducted from the Group's interests unless the non-controlling shareholders have binding obligations and the ability to cover the loss.

2. Business Combination

Assets, liabilities, and contingent liabilities of a subsidiary are measured at their fair values on the acquisition date. Any excess of the purchase price over the total fair value of the acquired assets is recognized as goodwill. Any shortfall between the purchase price and the total fair value of the acquired assets is recognized in profit or loss in the period in which the business combination occurs.

Non-controlling interests at the acquisition date are measured based on the proportion of non-controlling shareholders in the total fair value of the assets, liabilities, and contingent liabilities recognized.

3. Cash and Cash Equivalents

Cash includes cash on hand, demand deposits at banks, and monetary gold used for value storage, excluding gold classified as inventory intended for use as raw materials in production or goods for sale.

Cash equivalents are short-term investments with maturities of no more than 3 months from the date of purchase, readily convertible into a known amount of cash, and subject to an insignificant risk of change in value.

4. Foreign Exchange Rates Applied in Accounting and Principles for Recording Exchange Differences

The Company conducts transactions in foreign currencies, primarily USD.

Exchange differences arising during the period and from the revaluation of monetary items denominated in foreign currencies at the end of the period are recognized in profit or loss for the period. The revaluation of foreign currency balances at the period-end is carried out in accordance with the guidelines of Circular 200/2014/TT-BTC dated December 22, 2014, issued by the Ministry of Finance.

Transactions denominated in foreign currencies are converted at the exchange rate prevailing on the transaction date. The balances of monetary items denominated in foreign currencies at the end of the period are translated at the exchange rate at the end of the fiscal year.

NAGAKAWA GROUP JOINT STOCK COMPANY

Address: Xuan Thuong 1 Residential Group, Phuc Yen Ward, Phu Tho Province

INTERIM CONSOLIDATED FINANCIAL STATEMENTS

For the six months ended 31 December 2025

Notes to the Interim Consolidated Financial Statements (continued)

Exchange differences arising during the period from foreign currency transactions of monetary items and exchange differences from the revaluation of monetary items denominated in foreign currencies at the end of the period, after offsetting increases and decreases, are recognized in financial income or financial expenses.

The exchange rate applied to convert foreign currency transactions is the actual rate at the transaction date provided by the commercial bank where the Company conducts the transaction. The exchange rate used to revalue foreign currency balances at the end of the period is the buying rate of the commercial bank or the weighted average buying rate of the commercial banks where the Company holds accounts, as published on the fiscal year-end/reporting period-end date.

The exchange rates applied as of June 30, 2025 are as follows:

For bank deposits, pledged deposits, and receivables: the buying rate at Vietnam Joint Stock Commercial Bank for Investment and Development (BIDV) of VND 25,910/USD.

For payables: the selling rate at BIDV of VND 26,300/USD.

5. Accounting Principles for Financial Investments

Held-to-Maturity Investments

An investment is classified as held-to-maturity when the Company has the intention and ability to hold it until maturity. Held-to-maturity investments include: term deposits at banks (including promissory notes), bonds, preferred shares that the issuer is obliged to redeem at a predetermined future date, and held-to-maturity loans intended to earn periodic interest, as well as other held-to-maturity investments.

Held-to-maturity investments are initially recognized at cost, including purchase price and directly attributable transaction costs. After initial recognition, these investments are recorded at their recoverable amount. Interest income from held-to-maturity investments after the acquisition date is recognized in the income statement on an accrual basis. Interest earned prior to the Company acquiring the investment is deducted from the purchase cost at the acquisition date.

When there is objective evidence that all or part of an investment may not be recoverable, and the loss can be reliably measured, the loss is recognized in financial expenses for the year and directly deducted from the carrying value of the investment.

Investments in Subsidiaries, Joint Ventures, and Associates

Subsidiaries

A subsidiary is an entity controlled by the Company. Control is achieved when the Company has the power to govern the financial and operating policies of the investee in order to obtain economic benefits from its activities.

Joint Ventures

A joint venture is an enterprise established based on a contractual agreement under which the Company and the other venturers jointly conduct economic activities under joint control. Joint control is understood as the sharing of control, whereby strategic decisions relating to the operating and financial policies of the joint venture require the unanimous consent of all venturers.

Associate

An associate is an enterprise over which the Company has significant influence but does not have control over its financial and operating policies. Significant influence is demonstrated by

NAGAKAWA GROUP JOINT STOCK COMPANY

Address: Xuan Thuong 1 Residential Group, Phuc Yen Ward, Phu Tho Province

INTERIM CONSOLIDATED FINANCIAL STATEMENTS

For the six months ended 31 December 2025

Notes to the Interim Consolidated Financial Statements (continued)

the power to participate in the financial and operating policy decisions of the investee but not to control those policies.

Investments in subsidiaries, joint ventures, and associates are initially recognized at cost, including the purchase price or capital contribution together with any directly attributable expenses of the investment. In the case of non-cash asset contributions, the cost of the investment is recognized at the fair value of the non-cash assets at the transaction date.

Dividends and profits relating to periods prior to the acquisition of the investment are deducted from the cost of the investment. Dividends and profits relating to periods after the acquisition are recognized as income. Stock dividends received are only tracked by the increase in the number of shares, and are either not recognized in value or are recorded at par value.

Provision for impairment of investments in subsidiaries, joint ventures, and associates is made when these entities incur losses. The provision amount equals the difference between the actual contributed capital of the parties in the subsidiary, joint venture, or associate and the actual owners' equity, multiplied by the Company's proportion of contributed capital over the total contributed capital. If the subsidiary, joint venture, or associate prepares consolidated financial statements, the basis for determining the provision for impairment is the consolidated financial statements.

Increases or decreases in the provision for impairment of investments in subsidiaries, joint ventures, and associates required at the year-end are recognized in financial expenses.

6. Trade Receivables and Other Receivables

Trade receivables and other receivables are recognized at their actual incurred amounts. Receivables are presented at carrying value less any allowance for doubtful debts.

The classification of receivables into trade receivables, intercompany receivables, and other receivables is carried out according to the following principles:

- Trade receivables represent receivables of a commercial nature arising from sales transactions between the Company and customers that are independent entities, including receivables from goods sold through entrusted export arrangements with other entities.
- Intercompany receivables represent receivables from dependent units without legal status that account under the Company.
- Other receivables represent receivables that are not commercial in nature and not related to purchase and sale transactions.

The allowance for doubtful debts is established for each doubtful receivable based on the aging of overdue debts or the expected potential loss, specifically as follows:

- For overdue receivables:
 - 30% of the receivable value for debts overdue from 6 months to less than 1 year.
 - 50% of the receivable value for debts overdue from 1 year to less than 2 years.
 - 70% of the receivable value for debts overdue from 2 years to less than 3 years.
 - 100% of the receivable value for debts overdue from 3 years or more.
- For receivables not yet overdue but with low collectability, the allowance is made based on the estimated potential loss.

NAGAKAWA GROUP JOINT STOCK COMPANY

Address: Xuan Thuong 1 Residential Group, Phuc Yen Ward, Phu Tho Province

INTERIM CONSOLIDATED FINANCIAL STATEMENTS

For the six months ended 31 December 2025

Notes to the Interim Consolidated Financial Statements (continued)

7. Inventory Recognition Principle

Inventories are recognized at the lower of cost and net realizable value.

The cost of inventories is determined as follow:

- Raw materials and goods: comprise purchase costs and other directly attributable expenses incurred to bring the inventories to their present location and condition.
- Finished goods: comprise costs of raw materials, direct labor, and related manufacturing overheads allocated based on normal operating capacity
- Work in progress: includes only direct raw materials, direct labor, depreciation of assets used in production, and related manufacturing overheads.

Net realizable value is the estimated selling price of inventories in the ordinary course of business, less the estimated costs of completion and the estimated costs necessary to make the sale.

The cost of inventories is determined using the weighted average method and accounted for under the perpetual inventory system.

A provision for decline in value of inventories is made for each inventory item whose cost exceeds its net realizable value. For services in progress, the provision for decline in value is determined for each type of service with a specific pricing. Increases or decreases in the provision for decline in value of inventories required at the end of the financial year are recognized in cost of goods sold

8. Tangible Fixed Assets

Tài sản cố định hữu hình được thể hiện theo nguyên giá trừ hao mòn lũy kế. Nguyên giá tài sản Tangible fixed assets are stated at historical cost less accumulated depreciation. The historical cost of tangible fixed assets comprises all costs incurred by the Company to acquire the assets up to the time they are brought into a condition ready for their intended use. Subsequent expenditures are capitalized only when it is probable that future economic benefits associated with the use of the assets will flow to the Company. Expenditures that do not meet these criteria are recognized as operating expenses in the period in which they are incurred.

Upon disposal or retirement of tangible fixed assets, the cost and the related accumulated depreciation are derecognized, and any resulting gain or loss is recognized in income or expenses of the year.

Tangible fixed assets are depreciated using the straight-line method over their estimated useful lives. The estimated useful lives of major classes of tangible fixed assets are as follows:

<u>Fixed assets</u>	<u>years</u>
Buildings and structures	10 - 25
Machinery and equipment	06 – 10
Motor vehicles and transmission equipment	06 –08
Office equipment and tools	03-05
Other fixed assets	05

NAGAKAWA GROUP JOINT STOCK COMPANY

Address: Xuan Thuong 1 Residential Group, Phuc Yen Ward, Phu Tho Province

INTERIM CONSOLIDATED FINANCIAL STATEMENTS

For the six months ended 31 December 2025

Notes to the Interim Consolidated Financial Statements (continued)

9. Intangible Fixed Assets

Intangible fixed assets are stated at cost less accumulated amortization.

The cost of intangible fixed assets comprises all expenses incurred by the Company to acquire the assets up to the time they are ready for use. Subsequent expenditures relating to intangible fixed assets are recognized as operating expenses in the period incurred, unless such expenditures are directly attributable to a specific intangible asset and increase the future economic benefits from that asset.

When an intangible fixed asset is sold or disposed of, its cost and accumulated amortization are derecognized, and any gain or loss arising from the disposal is recognized in income or expenses of the year.

The Company's intangible fixed assets include:

Land Use Rights

Land use rights represent all actual costs incurred by the Company directly related to the land, including payments to acquire land use rights, compensation costs, site clearance, land leveling, registration fees, etc.

The Company depreciates its land use rights as follows:

- Legally transferred land use rights: depreciated on a straight-line basis over the lease term. Land use rights with indefinite terms are not depreciated

Computer software

Costs related to computer software programs that are not an integral part of the related hardware are capitalized. The cost of computer software comprises all expenditures incurred by the Company up to the time the software is put into use. Computer software is amortized using the straight-line method over 5 years.

10. Accounting Policies for Prepaid Expenses

Prepaid expenses are recognized for actual expenses already incurred but relating to the operating results of multiple accounting periods, and are allocated to operating expenses of subsequent periods.

Tools and supplies

Tools and supplies put into use are amortized to expenses on a straight-line basis over a period not exceeding 3 years.

Other prepaid expenses

These are expenses serving multiple business periods and are allocated to operating expenses over a period not exceeding 3 years.

11. Construction in Progress

Construction in progress represents costs directly attributable (including related borrowing costs in accordance with the Company's accounting policies) to assets under construction, machinery and equipment under installation for production, leasing, and administrative purposes, as well as costs relating to fixed assets under repair. These assets are recorded at historical cost and are not subject to depreciation.

NAGAKAWA GROUP JOINT STOCK COMPANY

Address: Xuan Thuong 1 Residential Group, Phuc Yen Ward, Phu Tho Province

INTERIM CONSOLIDATED FINANCIAL STATEMENTS

For the six months ended 31 December 2025

Notes to the Interim Consolidated Financial Statements (continued)

12. Payables and Accrued Expenses

Payables and accrued expenses are recognized for future amounts payable relating to goods and services already received. Accrued expenses are recognized based on reasonable estimates of the amounts payable.

The classification of payables into trade payables, accrued expenses, internal payables, and other payables is carried out according to the following principles:

- Trade payables represent commercial payables arising from transactions of purchasing goods, services, or assets from independent entities, including payables on imports through authorized agents.
- Accrued expenses represent payables for goods or services already received from suppliers or already provided to customers but not yet paid due to the absence of invoices or insufficient supporting documents, as well as payables to employees for annual leave and accrued production and business expenses.
- Internal payables represent payables between the parent unit and its dependent subsidiaries without independent legal status and accounting.
- Trade payables represent commercial payables arising from transactions of purchasing goods, services, or assets from independent entities, including payables on imports through authorized agents.
- Accrued expenses represent payables for goods or services already received from suppliers or already provided to customers but not yet paid due to the absence of invoices or insufficient supporting documents, as well as payables to employees for annual leave and accrued production and business expenses.

Internal payables represent payables between the parent unit and its dependent subsidiaries without independent legal status and accounting.

13. Principles for Recognizing Borrowings and Finance Lease Liabilities

The Company monitors the repayment terms of borrowings and finance lease liabilities in detail. Amounts with repayment periods exceeding 12 months from the reporting date are presented as long-term borrowings and finance lease liabilities. Amounts due within 12 months from the reporting date are presented as short-term borrowings and finance lease liabilities to facilitate repayment planning.

For finance lease liabilities, the total lease liability is recorded on the credit side of account 341 as the total payable, calculated as the present value of minimum lease payments or the fair value of the leased asset.

Borrowings and liabilities denominated in foreign currencies are converted into the reporting currency at the actual transaction rate at the time of occurrence;

- When repaying foreign currency borrowings, the debit side of account 341 is converted at the actual book exchange rate specific to each transaction;
- At the reporting date, the balances of foreign currency borrowings and finance lease liabilities are revalued at the actual transaction rate at the reporting date.
- Exchange differences arising from repayments and end-of-period revaluation of foreign currency borrowings and finance lease liabilities are recorded in financial income or expenses.

NAGAKAWA GROUP JOINT STOCK COMPANY

Address: Xuan Thuong 1 Residential Group, Phuc Yen Ward, Phu Tho Province

INTERIM CONSOLIDATED FINANCIAL STATEMENTS

For the six months ended 31 December 2025

Notes to the Interim Consolidated Financial Statements (continued)

14. Provisions Payable

Provisions are recognized when the Company has a present obligation (legal or constructive) resulting from a past event, and the settlement of this obligation is likely to result in an outflow of economic benefits, and the amount of the obligation can be reliably estimated.

If the effect of the time value of money is significant, provisions are determined by discounting the future amount required to settle the obligation using a pre-tax discount rate that reflects current market assessments of the time value of money and the specific risks of the liability. The increase in the provision due to the passage of time is recognized as a financial expense.

The Company's provisions payable includem:

Product and Merchandise Warranty Provision

Provisions for product and merchandise warranties are established for each type of product or merchandise with a warranty commitment.

The provision rate for product and merchandise warranties ranges from 0.5% to 1% of product or merchandise revenue. This rate is estimated based on historical warranty costs and the weighted probabilities of all possible outcomes. Increases or decreases in the warranty provision at the end of the financial year are recognized in selling expenses.

Construction Warranty Provision

Provisions for construction warranties are established for each construction project with a warranty commitment.

The provision rate for construction warranties is 5% of the revenue of construction projects requiring warranties. This rate is estimated based on historical warranty costs and the weighted probabilities of all possible outcomes. Upon the expiration of the warranty period, any unused or partially used construction warranty provisions are recognized as other income.

15. Principles of recognition of owners' equity

Contributed capital

Contributed capital is recognized based on the actual amount contributed by shareholders.

Share premium

Share premium is recognized as the difference between the issuance price and the par value of shares upon initial issuance or additional issuance, the difference between the re-issuance price and the book value of treasury shares, and the equity component of convertible bonds upon maturity. Direct costs related to additional issuance of shares and re-issuance of treasury shares are deducted from share premium.

Other owners' equity

Other owners' equity is formed from retained earnings, revaluation of assets, and the residual value between the fair value of donated, gifted, or sponsored assets and the related taxes payable (if any) on such assets.

Treasury shares

When the Company repurchases its own issued shares, the payment made, including directly attributable transaction costs, is recognized as treasury shares and presented as a deduction from owners' equity. Upon re-issuance, the difference between the re-issuance price and the book value of treasury shares is recorded under "Share premium."

NAGAKAWA GROUP JOINT STOCK COMPANY

Address: Xuan Thuong 1 Residential Group, Phuc Yen Ward, Phu Tho Province

INTERIM CONSOLIDATED FINANCIAL STATEMENTS

For the six months ended 31 December 2025

Notes to the Interim Consolidated Financial Statements (continued)

16. Profit Distribution

Net profit after corporate income tax is distributed to shareholders after appropriations to funds in accordance with the Company's General Meeting of Shareholders resolutions and legal regulations.

In distributing profit to shareholders, non-cash items included in undistributed post-tax profit that may affect cash flow and the ability to pay dividends—such as gains from revaluation of contributed assets, gains from revaluation of monetary items, financial instruments, and other non-cash items—are taken into consideration.

Dividends are recognized as liabilities when approved by the General Meeting of Shareholders.

During the year, the Company approved the 2024 dividend distribution plan in accordance with Resolution No. 01/2025/NQ-ĐHĐCĐ-NAG dated March 6 2025, of the Annual General Meeting of Shareholders 2025. Accordingly, the profit-based dividend of VND 28,608,050,000 was distributed to shareholders, paid in the form of shares.

17. Revenue and Income Recognition

Revenue from Sale of Goods and Finished Products

Revenue from the sale of goods and finished products is recognized when all the following conditions are met:

- The Company has transferred substantially all the risks and rewards of ownership of the goods or products to the buyer.
- The Company retains neither continuing managerial involvement to the degree usually associated with ownership nor effective control over the goods sold.
- Revenue can be measured reliably. When a contract allows the buyer to return goods or products under specific conditions, revenue is recognized only when such conditions no longer exist and the buyer no longer has the right to return the goods or products (except where the buyer has the right to exchange the goods for other goods or services).
- It is probable that the economic benefits associated with the transaction will flow to the Company.
- The costs incurred or to be incurred in respect of the transaction can be measured reliably.

Revenue from rendering of services

Revenue from rendering of services is recognized when the outcome of a transaction can be estimated reliably. Where the services are rendered over several periods, revenue is recognized in the period by reference to the stage of completion of the transaction at the balance sheet date. The outcome of a service transaction can be estimated reliably when all of the following conditions are satisfied:

- Revenue can be measured reliably. When a contract allows the buyer to return the services under specific conditions, revenue is recognized only when such conditions no longer exist and the buyer no longer has the right to return the services rendered.
- It is probable that the economic benefits associated with the transaction will flow to the Company.

NAGAKAWA GROUP JOINT STOCK COMPANY

Address: Xuan Thuong 1 Residential Group, Phuc Yen Ward, Phu Tho Province

INTERIM CONSOLIDATED FINANCIAL STATEMENTS

For the six months ended 31 December 2025

Notes to the Interim Consolidated Financial Statements (continued)

- The stage of completion of the transaction at the balance sheet date can be measured reliably.
- The costs incurred for the transaction and the costs to complete the transaction can be measured reliably.

Interest income

Interest income is recognized on an accrual basis, determined based on the balances of deposit accounts and the effective interest rates of each period.

18. Principles of accounting for deductions from revenue

Deductions from revenue include: trade discounts, sales allowances, and sales returns.

Trade discounts, sales allowances, and sales returns arising in the same period as the sale of products, goods, or services are recorded as a reduction of revenue in that period;

For products, goods, or services sold in previous periods, if trade discounts, sales allowances, or sales returns arise in subsequent periods, the Company accounts for revenue reduction based on the following principles:

- + If products, goods, or services sold in prior periods are subject to sales discounts, trade discounts, or sales returns that occur **before the issuance date of the financial statements**, such events are considered *adjusting events after the balance sheet date*. Accordingly, revenue must be reduced in the financial statements of the reporting period (previous period).
- + If products, goods, or services are subject to sales discounts, trade discounts, or sales returns after the issuance date of the financial statements, the Company records revenue reduction in the period in which such events occur (subsequent period).

19. Principles of accounting for cost of goods sold

Cost of goods sold during the year is recognized in line with revenue generated in the period and in compliance with the prudence principle.

For direct raw material costs consumed beyond normal levels, labor costs, and unallocated fixed manufacturing overheads, such costs are charged directly to cost of goods sold (after deducting compensation, if any), even if the products or goods have not yet been recognized as sold.

Provisions for decline in value of inventories are included in cost of goods sold, based on the quantity of inventories and the difference between net realizable value and historical cost. When determining the volume of inventories subject to a write-down provision, the Company must exclude the quantity of inventories already under signed sales contracts (with net realizable value not lower than carrying amount) but not yet delivered to customers, provided that there is reliable evidence that the customers will not withdraw from fulfilling the contracts.

20. Principles of accounting for financial expenses

Financial expenses reflect costs of financial activities, including expenses or losses related to financial investments, borrowing and lending activities, joint ventures and associates, losses from disposal of short-term securities, securities transaction expenses; provision for decline in value of trading securities, provision for losses on investments in other entities, losses arising from foreign currency sales, foreign exchange losses, etc

NAGAKAWA GROUP JOINT STOCK COMPANY

Address: Xuan Thuong 1 Residential Group, Phuc Yen Ward, Phu Tho Province

INTERIM CONSOLIDATED FINANCIAL STATEMENTS

For the six months ended 31 December 2025

Notes to the Interim Consolidated Financial Statements (continued)

21. Principles of accounting for selling expenses and general and administrative expenses

Selling expenses reflect actual expenses incurred in the course of selling products, goods, and providing services, including expenses for marketing, product introduction, product advertising, sales commissions, product warranty expenses (except for construction activities), storage, packaging, and transportation expenses, etc

General and administrative expenses reflect the Company's general management expenses, including salaries, wages, and allowances of administrative staff; social insurance, health insurance, trade union fees, and unemployment insurance for administrative staff; office materials, tools, and depreciation of fixed assets used for administration; land rental, business license tax; provisions for doubtful debts; outsourced services (electricity, water, telephone, fax, property insurance, fire and explosion insurance, etc.); and other cash expenses (entertainment, customer conferences, etc).

22. Corporate Income Tax

Current income tax

Current income tax is determined based on taxable income. Taxable income differs from accounting profit due to adjustments for temporary differences between tax and accounting bases, non-deductible expenses, as well as adjustments for non-taxable income and carried forward tax losses.

Deferred Income Tax

Deferred income tax is the corporate income tax that will be payable or refundable due to temporary differences between the carrying amounts of assets and liabilities for financial reporting purposes and their tax bases. Deferred tax liabilities are recognized for all taxable temporary differences. Deferred tax assets are recognized only when it is probable that future taxable profits will be available to utilize the deductible temporary differences.

The carrying amounts of deferred tax assets are reviewed at the end of the financial year and reduced to the extent that it is no longer probable that sufficient taxable profits will be available to allow the benefit of part or all of the deferred tax asset to be utilized. Previously unrecognized deferred tax assets are reassessed at the end of the financial year and recognized to the extent that it has become probable that sufficient taxable profits will be available to utilize these previously unrecognized deferred tax assets.

Deferred tax assets and liabilities are measured at the tax rates expected to apply in the years when the assets are realized or the liabilities are settled, based on the tax rates enacted at the end of the financial year. Deferred tax is recognized in the Income Statement, except to the extent that it relates to items recognized directly in equity, in which case it is recognized in equity.

Deferred tax assets and deferred tax liabilities are offset when:

- The Company has a legally enforceable right to offset current tax assets against current tax liabilities.
- The deferred tax assets and deferred tax liabilities relate to income taxes levied by the same taxation authority.

The Company intends to settle current tax liabilities and realize current tax assets on a net basis or simultaneously, in each future period in which the significant deferred tax liabilities or deferred tax assets are expected to be settled or recovered.

NAGAKAWA GROUP JOINT STOCK COMPANY

Address: Xuan Thuong 1 Residential Group, Phuc Yen Ward, Phu Tho Province

INTERIM CONSOLIDATED FINANCIAL STATEMENTS

For the six months ended 31 December 2025

Notes to the Interim Consolidated Financial Statements (continued)

23. Financial Instruments

a) Financial assets

Classification of financial assets

The Company classifies financial assets into the following categories: financial assets at fair value through profit or loss, held-to-maturity investments, loans and receivables, and available-for-sale financial assets. The classification depends on the nature and purpose of the financial assets and is determined at the time of initial recognition.

Financial assets at fair value through profit or loss

A financial asset is classified as measured at fair value through profit or loss if it is held for trading or designated as at fair value through profit or loss at the initial recognition.

A financial asset is classified as held for trading if:

- It is acquired or incurred principally for the purpose of selling or repurchasing in the near term;
- The Company holds it with the intention of generating a short-term profit;
- It is a derivative financial instrument (except for a derivative that is designated as a financial guarantee contract or an effective hedging instrument).

Held-to-maturity investments

Held-to-maturity investments are non-derivative financial assets with fixed or determinable payments and fixed maturities that the Company has the positive intention and ability to hold to maturity.

Loans and receivables

Loans and receivables are non-derivative financial assets with fixed or determinable payments that are not quoted in an active market.

Available-for-sale financial assets

Available-for-sale financial assets are non-derivative financial assets that are designated as available-for-sale or are not classified as financial assets at fair value through profit or loss, held-to-maturity investments, or loans and receivables.

Initial carrying value of financial assets

Financial assets are recognized on the trade date when the Company becomes a party to the contractual provisions of the instrument and are derecognized on the settlement date. At initial recognition, financial assets are measured at purchase price/issue price plus any directly attributable transaction costs related to the acquisition or issuance of such financial assets..

b) Financial liabilities

Công ty phân loại nợ phải trả tài chính thành các nhóm: nợ phải trả tài chính được ghi nhận theo The Company classifies financial liabilities into: financial liabilities at fair value through profit or loss and financial liabilities measured at amortized cost. The classification of financial liabilities depends on the nature and purpose of the liability and is determined at the time of initial recognition.

Financial liabilities at fair value through profit or loss

A financial liability is classified as at fair value through profit or loss if it is held for trading or is designated as at fair value through profit or loss at the time of initial recognition.

A financial liability is classified as held for trading if:

- It is incurred principally for the purpose of repurchasing in the near term;

NAGAKAWA GROUP JOINT STOCK COMPANY

Address: Xuan Thuong 1 Residential Group, Phuc Yen Ward, Phu Tho Province

INTERIM CONSOLIDATED FINANCIAL STATEMENTS

For the six months ended 31 December 2025

Notes to the Interim Consolidated Financial Statements (continued)

- The Company holds it with the intention of generating a short-term profit;
- It is a derivative financial instrument (except for derivatives that are designated as financial guarantee contracts or effective hedging instruments).

Financial liabilities measured at amortized cost

Financial liabilities measured at amortized cost are determined at the initial recognition value of the financial liability, less principal repayments, plus or minus the cumulative amortization using the effective interest method of the difference between the initial recognition amount and the maturity amount, and less any reductions (either directly or through the use of an allowance account) for impairment or uncollectibility.

The effective interest method is a method of calculating the amortized cost of a financial liability (or a group of financial liabilities) and of allocating the interest expense or interest income over the relevant period. The effective interest rate is the rate that exactly discounts the estimated future cash payments or receipts through the expected life of the financial instrument (or, when appropriate, a shorter period) to the net carrying amount at initial recognition of the financial liability.

Initial carrying amount of financial liabilities

At initial recognition, financial liabilities are measured at the issue price plus any transaction costs that are directly attributable to the issuance of such financial liabilities.

c) Equity instruments

An equity instrument is any contract that evidences a residual interest in the assets of the Company after deducting all of its liabilities.

24. Segment reporting

A business segment is a distinguishable component of the Company that is engaged in providing products or services and is subject to risks and returns that are different from those of other business segments.

A geographical segment is a distinguishable component of the Company that is engaged in providing products or services within a particular economic environment and is subject to risks and returns that are different from those of components operating in other economic environments.

25. Related Parties

Parties are considered to be related if one party has the ability to control, or exercise significant influence over, the other party in making financial and operating policy decisions. Parties are also deemed to be related if they are subject to common control or significant common influence. In assessing related party relationships, the substance of the relationship is given more emphasis than the legal form.

Transactions with related parties during the year are disclosed in Note VIII.1

V. SUPPLEMENTARY INFORMATION FOR ITEMS PRESENTED IN THE INTERIM PARENT COMPANY BALANCE SHEET

1. Cash and Cash Equivalents

	<u>Ending balance</u>	<u>Beginning balance</u>
Cash on hand	13,227,310,968	8,303,763,064
Demand deposits at banks	15,525,936,683	13,342,646,828
Cash equivalents	131,813,613,636	50,000,000,000
Total	<u>160,566,861,287</u>	<u>71,646,409,892</u>

NAGAKAWA GROUP JOINT STOCK COMPANY

Address: Xuan Thuong 1 Residential Group, Phuc Yen Ward, Phu Tho Province

INTERIM CONSOLIDATED FINANCIAL STATEMENTS

For the six months ended 31 December 2025

Notes to the Interim Consolidated Financial Statements (continued)**2. Financial investments****a) Short-term financial investments**

	Ending balance		Beginning balance	
	Historical cost	Carrying amount	Historical cost	Carrying amount
Term deposits (*)	309,620,546,000	309,620,546,000	326,625,754,419	326,625,754,419
Total	309,620,546,000	309,620,546,000	326,625,754,419	326,625,754,419

(*) these are term deposits with maturities of over 3 months but less than 1 year at the following banks:

+ Vietnam Bank for Investment and Development – Hanoi Branch: VND 28,500,000,000.

+ Vietnam Joint Stock Commercial Bank for Industry and Trade – Thanh An Branch: VND 91,820,546,000.

+ Military Commercial Joint Stock Bank – Thang Long Branch, Le Trong Tan Transaction Office: VND 37,800,000,000.

+ Vietnam International Commercial Joint Stock Bank – Dong Da Branch: VND 31,500,000,000.

+ Public Company Limited KASIKORNBANK – Ho Chi Minh City Branch: VND 70,000,000,000.

+ Vietnam Export-Import Commercial Joint Stock Bank: VND 50,000,000,000.

These deposits are being used as collateral for loans at the above banks. (See Note V.20)

b) Long-term Financial Investments

	Ending balance		Beginning balance	
	Ownership percentage according to the Business Registration Certificate	Value	Ownership percentage according to the Business Registration Certificate	Value
<i>Investment in joint ventures and associates</i>		28,952,351,275		28,134,609,114
KLW Vietnam Garment Joint Stock Company (*)	48 %	28,952,351,275	48 %	28,134,609,114
<i>Held-to-maturity investments</i>		20,000,000,000		20,000,000,000
Bonds of Vietnam Joint Stock Commercial Bank for Industry and Trade – Thanh An Branch (**)		20,000,000,000		20,000,000,000
Total		48,952,351,275		48,134,609,114

(*) According to the Board of Directors' Resolution No. 08/HĐQT/NQ-NAG dated August 2, 2024, the Company contributed an additional VND 12,000,000,000, increasing its total charter capital in KLW Vietnam Garment Joint Stock Company to VND 24,000,000,000, representing 48% of the charter capital. This investment has been adjusted and accounted for using the equity method as follows:

NAGAKAWA GROUP JOINT STOCK COMPANY

Address: Xuan Thuong 1 Residential Group, Phuc Yen Ward, Phu Tho Province

INTERIM CONSOLIDATED FINANCIAL STATEMENTS

For the six months ended 31 December 2025

Notes to the Interim Consolidated Financial Statements (continued)

	This year
Cost of the investment	24,000,000,000
Ownership percentage	48%
Increase/decrease in investment value due to consolidation under the equity method	4,952,351,275
Investment value at the end of the reporting period	28,952,351,275

(**) This represents the purchase of bonds issued by Vietnam Joint Stock Commercial Bank for Industry and Trade – Thanh An Branch, under bond ownership certificate No. CTG2232T2/01-1269, with an issuance date of July 20, 2023, and maturity date of July 20, 2033. The total number of bonds is 200,000, with a value of VND 20,000,000,000. These bonds are currently pledged as collateral for a loan at Vietnam Joint Stock Commercial Bank for Industry and Trade – Thanh An Branch.

3. Short-term trade receivables from customers

	Ending balance	Beginning balance
<i>Receivables from related parties</i>	<i>1,643,743,989</i>	-
KLW Vietnam Garment Joint Stock Company	1,643,743,989	-
<i>Receivables from other customers (*)</i>	<i>653,263,288,895</i>	<i>410,181,287,521</i>
BCA - Thang Long One-Member LLC Branch in Hai Phong	9,334,553,000	-
Hanoi City Civil Construction Project Management Board	4,682,093,000	-
Anh Vu International Economic Development Co., Ltd.	198,721,586,876	130,040,453,329
HC Global Electromechanical Co., Ltd.	39,233,282,155	35,686,610,505
Cao Trading and Technical Consulting Co., Ltd.	51,830,064,932	63,392,486,650
Ngoc Nguyen Chau Refrigeration Joint Stock Company	-	10,244,048,468
Other customers	349,461,708,932	170,817,688,569
Total	654,907,032,884	410,181,287,521

(*) Of which, allowance for doubtful accounts for customer receivables is provided in Note 01.

4. Short-term advances to suppliers

	Ending balance	Beginning balance
<i>Advance to other suppliers (*)</i>	<i>23,722,836,052</i>	<i>32,794,597,855</i>
UNICO CONSUMER PRODUCTS CO., LTD	-	12,896,043,546
HC Global Electromechanical Co., Ltd.	5,467,186,650	6,528,221,900
PENSEUR INDUSTRIES SDN BHD (587108-T)	-	6,404,962,305
Sun Flame Industries Sdn Bhd	3,323,505,887	-
Other suppliers	14,932,143,515	6,965,370,104
Total	23,722,836,052	32,794,597,855

(*) Among these, the advances are provided with provisions as detailed in Appendix 01.

NAGAKAWA GROUP JOINT STOCK COMPANY

Address: Xuan Thuong 1 Residential Group, Phuc Yen Ward, Phu Tho Province

INTERIM CONSOLIDATED FINANCIAL STATEMENTS

For the six months ended 31 December 2025

Notes to the Interim Consolidated Financial Statements (continued)

5. Short-term loans receivable

	<u>Ending balance</u>	<u>Beginning balance</u>
Receivables from related parties	15,013,960,000	22,996,000,000
KLW Vietnam Garment Joint Stock Company	15,013,960,000	22,996,000,000
Receivables from other organizations and individuals	12,100,000,000	12,100,000,000
Mr. Bui Van Tu	5,000,000,000	5,000,000,000
Other loans	7,100,000,000	7,100,000,000
Total	27,113,960,000	35,096,000,000

6. Other receivables

a) Other short-term receivables

	<u>Ending balance</u>		<u>Beginning balance</u>	
	<u>Value</u>	<u>Provision</u>	<u>Value</u>	<u>Provision</u>
Related party receivables	1,199,175,045	-	643,546,302	-
KLW Vietnam Garment Joint Stock Company – Loan interest receivable	1,199,175,045	-	643,546,302	-
Receivables from other organizations and individuals	14,040,811,814	-	12,416,183,839	-
Advances	246,398,905	-	117,147,504	-
Deposits and margin payments	484,511,335	-	828,271,335	-
Interest receivable on bank term deposits and loans	12,554,110,774	-	10,857,688,200	-
Other short-term receivables	755,790,800	-	613,076,800	-
Total	15,239,986,859	-	13,059,730,141	-

b) Other Long-term Receivables

	<u>Ending balance</u>		<u>Beginning balance</u>	
	<u>Value</u>	<u>Provision</u>	<u>Value</u>	<u>Provision</u>
Deposits and Margins	2,352,151,526	-	2,167,151,526	-
Total	2,352,151,526	-	2,167,151,526	-

7. Provision for Doubtful Short-term Receivables

Movement of provisions during the period:

	<u>Short-term Receivables and Loans</u>	<u>Long-term Receivables and Loans</u>	<u>Total</u>
Beginning balance	(4,693,989,165)	-	(4,693,989,165)
Reversal of Provision	728,137,859	-	728,137,859
Ending balance	(3,965,851,306)	-	(3,965,851,306)

Non-performing receivables and provisions for doubtful short-term receivables are presented in Appendix No. 01.

NAGAKAWA GROUP JOINT STOCK COMPANY

Address: Xuan Thuong 1 Residential Group, Phuc Yen Ward, Phu Tho Province

INTERIM CONSOLIDATED FINANCIAL STATEMENTS

For the six months ended 31 December 2025

Notes to the Interim Consolidated Financial Statements (continued)**8. Inventories**

	Ending balance		Beginning balance	
	Value	Provision (*)	Value	Provision
Goods in Transit	-	-	34,132,326,855	-
Raw Materials	240,869,586,688	-	206,675,422,758	-
Tools and Instruments	467,913,452	-	533,938,080	-
Work in Progress	846,960,139	-	2,327,596,059	-
Finished Goods	3,197,141,782	-	3,197,141,782	-
Merchandise	706,382,070,022	(5,644,742,325)	477,507,140,247	(4,212,790,937)
Goods Consigned for Sale	18,975,581,066	-	18,975,581,066	-
Total	970,739,253,149	(5,644,742,325)	743,349,146,847	(4,212,790,937)

(*) Inventories for which provisions were made during the period are items that have been stagnant for a long time, have outdated designs that do not meet consumer preferences, and are unlikely to be sold. The Company continues to liquidate these items, separate and reuse components that can still be utilized, and make additional provisions to accurately reflect the net realizable value of inventories.

The movement of inventory write-down provisions is as follows:

	This period
Beginning balance	(4,212,790,937)
Additional Provision	(2,806,439,558)
Reversal of Provision	1,374,488,170
Ending balance	(5,644,742,325)

9. Prepaid Expenses**a) Short-term Prepaid Expenses**

	Ending balance	Beginning balance
Testing Expenses – Electrical and Electronic	513,419,672	324,029,980
Signage, Product Display Shelves and Partitions	1,586,382,845	2,259,593,333
Tools and Instruments Expenses	124,789,913	37,961,009
Advertising Expenses	574,581,333	-
Insurance Expenses	222,023,653	66,075,823
Product Compliance Certification	17,270,299	36,728,494
Software Purchase and Renewal Expenses	85,268,013	152,536,429
Land Rental	923,626,247	-
Other Prepaid Expenses	474,147,691	231,443,717
Total	4,521,509,666	3,108,368,785

b) Long-term Prepaid Expenses

	Ending balance	Beginning balance
Tools and Instruments	564,780,098	528,707,972
Prepaid Land Rental	702,261,757	713,065,783
Advertising Signage Expenses	1,305,340,862	2,917,847,898
Renovation and Repair Expenses	6,405,000	19,215,000
Software Purchase Expenses	2,616,877	65,888,649
Other Prepaid Expenses	95,818,449	146,747,880
Total	2,677,223,043	4,391,473,182

NAGAKAWA GROUP JOINT STOCK COMPANY

Address: Xuan Thuong 1 Residential Group, Phuc Yen Ward, Phu Tho Province

INTERIM CONSOLIDATED FINANCIAL STATEMENTS

For the six months ended 31 December 2025

Notes to the Interim Consolidated Financial Statements (continued)

10. Tangible Fixed Assets

	Buildings and structures	Machinery and equipment	Vehicles and transmission equipment	Management equipment and tools	Other fixed assets	Total
Historical cost						
Beginning balance	108,766,281,270	36,692,632,797	23,739,063,117	9,027,813,725	872,454,963	179,098,245,872
Completed Construction and Development Investments	128,584,204	-	-	-	-	128,584,204
Ending balance	108,894,865,474	36,692,632,797	23,739,063,117	9,027,813,725	872,454,963	179,226,830,076
<i>Of which:</i>						
Fully depreciated but still in use	10,734,419,531	28,752,666,444	11,887,253,654	456,123,780	940,786,712	52,771,250,121
Accumulated depreciation						
Beginning balance	40,721,201,775	30,098,970,746	17,557,571,282	1,945,824,796	834,153,713	91,157,722,312
Depreciation for the period	3,297,569,393	456,443,742	1,274,497,442	450,887,208	9,192,300	5,488,590,085
Ending balance	44,018,771,168	30,555,414,488	18,832,068,724	2,396,712,004	843,346,013	96,646,312,397

Net book value

Beginning balance	68,045,079,495	6,593,662,051	6,181,491,835	7,081,988,929	38,301,250	87,940,523,560
Ending balance	64,876,094,306	6,137,218,309	4,906,994,393	6,631,101,721	29,108,950	82,580,517,679

+ Certain assets with historical cost and carrying amount of VND 70,292,398,839 and VND 12,577,139,015, respectively, are pledged at Vietnam Investment and Development Bank – Hanoi Branch, including all factory buildings serving air conditioner production.

+ Fixed assets consisting of Mercedes vehicles, license plates 30F-840.98 and 30F-798.91, with historical cost and carrying amount of VND 3,305,978,182 and VND 0, respectively, and a Mercedes vehicle, license plate 30G-381.66, with historical cost and carrying amount of VND 3,799,952,727 and VND 635,027,955, respectively, are pledged at Vietnam Joint Stock Commercial Bank for Industry and Trade – Thanh An Branch to secure the credit facility of Nagakawa Group Joint Stock Company.

+ The office building with historical cost and carrying amount of VND 3,506,097,039 and VND 2,352,006,737, respectively, is pledged at Asia Commercial Bank – Da Nang Branch to secure the credit facility of Nagakawa Da Nang Joint Stock Company.

NAGAKAWA GROUP JOINT STOCK COMPANY

Address: Xuan Thuong 1 Residential Group, Phuc Yen Ward, Phu Tho Province

INTERIM CONSOLIDATED FINANCIAL STATEMENTS

For the six months ended 31 December 2025

Notes to the Interim Consolidated Financial Statements (continued)**11. Intangible fixed assets**

	Land Use Rights	Software Programs	Total
Historical Cost			
Beginning balance	4,614,795,919	4,072,212,600	8,687,008,519
Additions	-	-	-
Ending balance	4,614,795,919	4,072,212,600	8,687,008,519
<i>Of which:</i>			
Fully depreciated but still in use	-	1,353,212,600	1,353,212,600
Accumulated depreciation			
Beginning balance	-	2,190,869,572	2,190,869,572
Depreciation for the period	-	298,429,170	298,429,170
Ending balance	-	2,489,298,742	2,489,298,742
Net book value			
Beginning balance	4,614,795,919	1,881,343,028	6,496,138,947
Ending balance	4,614,795,919	1,582,913,858	6,197,709,777

The asset representing land use rights, with historical cost and carrying amount of VND 4,614,795,919 each, is pledged at Asia Commercial Bank – Da Nang Branch.

12. Construction in Progress

	Beginning balance	Expenses Incurred During the Period	Transferred to Fixed Assets During the Period	Ending balance
Acquisition of Fixed Assets	153,780,000	1,845,615,000	-	1,999,395,000
Advertising and Brand Identity Expenses	153,780,000	-	-	153,780,000
Warranty Management Software	-	1,845,615,000	-	1,845,615,000
Construction in Progress	80,000,000	128,584,204	(128,584,204)	80,000,000
Chemical Safety Measures Construction	40,000,000	-	-	40,000,000
Warehouse	40,000,000	128,584,204	(128,584,204)	40,000,000
Total	193,780,000	1,845,615,000	(128,584,204)	2,039,395,000

13. Deferred Income Tax Assets

Deferred income tax assets arising during the period relate to unrealized intra-group profit in inventories and the sale of tangible fixed assets, with details as follows:

	This period
Beginning balance	3,611,655,954
Arising During the Period	5,623,764,742
Reversed During the Period	(3,611,655,955)
Ending balance	5,623,764,741

NAGAKAWA GROUP JOINT STOCK COMPANY

Address: Xuan Thuong 1 Residential Group, Phuc Yen Ward, Phu Tho Province

INTERIM CONSOLIDATED FINANCIAL STATEMENTS

For the six months ended 31 December 2025

Notes to the Interim Consolidated Financial Statements (continued)**14. Goodwill**

Goodwill is amortized on a straight-line basis over 10 years.

	<u>This period</u>
Beginning balance	19,906,013,498
Goodwill Arising During the Period	-
Amortization of Goodwill	<u>(1,636,110,698)</u>
Total	<u>18,269,902,800</u>

15. Short-term Trade Payables

	<u>Ending balance</u>	<u>Beginning balance</u>
Other Suppliers	551,387,029,992	182,004,186,374
Minh Long Electronics Manufacturing and Trading Co., Ltd.	33,844,007,004	31,120,543,889
CJ Century Technology SDN, BHD	261,855,242,004	28,470,745,985
Cao Trading and Technical Consulting Co., Ltd.	11,666,389,756	3,967,523,254
Hanoi Technical Development and Business Co., Ltd.	-	2,796,035,977
TCL Air Conditioner (Zhongshan) Co., LTD	-	5,027,619,168
Petro High-tech Product Distribution Joint Stock Company	-	44,094,105,001
PENSEUR INDUSTRIES SDN BHD (587108-T)	65,679,161,476	-
UNICO CONSUMER PRODUCTS CO., LTD	56,005,148,316	-
Other Suppliers	<u>122,337,081,436</u>	<u>66,527,613,100</u>
Total	<u>551,387,029,992</u>	<u>182,004,186,374</u>

16. Advances from Customers

	<u>Ending balance</u>	<u>Beginning balance</u>
<i>Advances from Related Parties</i>	3,720,376,940	3,471,566,449
KLW Vietnam Garment Joint Stock Company	3,720,376,940	3,471,566,449
Advances from Other Customers	9,272,028,668	11,306,839,174
SH Vietnam Technical Construction Joint Stock Company	2,315,855,100	2,315,855,100
Hung Son Investment One Member Limited Liability Company	-	2,512,248,637
Toan Thang Trading, Services and Construction Co., Ltd.	-	1,446,913,000
Other Customers	<u>6,956,173,568</u>	<u>5,031,822,437</u>
Total	<u>12,992,405,608</u>	<u>14,778,405,623</u>

NAGAKAWA GROUP JOINT STOCK COMPANY

Address: Xuan Thuong 1 Residential Group, Phuc Yen Ward, Phu Tho Province

INTERIM CONSOLIDATED FINANCIAL STATEMENTS

For the six months ended 31 December 2025

Notes to the Interim Consolidated Financial Statements (continued)**17. Taxes and amounts payable to the State**

	Beginning balance		Incurred during the period		Ending balance	
	Payables	Receivables	Amount payable	Amount paid	Payables	Receivables
VAT on Domestic Sales	11,159,310,635	645,453	1,145,776,356	(11,517,015,628)	788,071,362	645,452
VAT on Imported Goods	2,184,768,123	-	122,616,826,589	(124,801,594,712)	-	-
Excise Tax	1,658,361,125	-	120,874,894,393	(113,598,232,329)	8,935,023,189	-
Export and Import Duties	-	-	241,850,663	(241,850,663)	-	-
Corporate Income Tax	7,255,300,391	39,362,949	11,987,806,054	(7,917,764,709)	11,325,341,736	39,362,949
Personal Income Tax	324,542,897	-	1,263,538,437	(1,145,728,973)	442,352,361	-
Land Rental Fees	-	1,714,842	601,871,522	(64,014)	600,092,666	-
Other Taxes	367,057,497	-	44,031,843	(44,031,843)	367,057,497	-
Total	22,949,340,668	41,723,244	258,776,595,857	(259,266,282,871)	22,457,938,811	40,008,401

The Company's tax finalization is subject to inspection by the tax authorities. As the application of tax laws and regulations to various types of transactions may be interpreted differently, the amount of tax reported in the financial statements may change based on the decisions of the tax authorities.

Value-Added Tax

The Company pays VAT using the credit method. The applicable VAT rates are as follows:

- Revenue from sale of finished goods and merchandise 10%
- Revenue from provision of services 8%

Corporate Income Tax

Corporate income tax is calculated based on the taxable income for the year, with an applicable tax rate of 20%.

Other Taxes

Other taxes are declared and paid by the Company in accordance with regulations.

NAGAKAWA GROUP JOINT STOCK COMPANY

Address: Xuan Thuong 1 Residential Group, Phuc Yen Ward, Phu Tho Province

INTERIM CONSOLIDATED FINANCIAL STATEMENTS

For the six months ended 31 December 2025

Notes to the Interim Consolidated Financial Statements (continued)**18. Short-term Accrued Expenses**

	<u>Ending balance</u>	<u>Beginning balance</u>
Accrued Interest Expenses	2,268,401,797	2,412,592,042
Accrued Sales Discounts and Promotion Program Expenses	19,531,447,590	2,598,732,194
Other Short-term Accrued Expenses	2,565,074,948	177,390,598
Total	<u>24,364,924,335</u>	<u>5,188,714,834</u>

19. Other Payables**a) Short-term**

	<u>Ending balance</u>	<u>Beginning balance</u>
<i>Payables to Related Parties</i>	<i>882,000,000</i>	<i>129,782,821</i>
KLW Vietnam Garment Joint Stock Company – Payable Interest	-	129,782,821
Remuneration for the Company’s Supervisory Board	176,000,000	-
Remuneration for the Company’s Board of Directors	706,000,000	-
Payables to Other Organizations and Individuals	2,935,521,477	2,772,450,848
Trade Union Funds	949,711,882	787,155,182
Dividends and Profit Payable	1,875,577,268	1,875,577,268
Other Short-term Payables	110,232,327	109,718,398
Total	<u>3,817,521,477</u>	<u>2,902,233,669</u>

a) Long-term

	<u>Ending balance</u>	<u>Beginning balance</u>
<i>Payables to Other Organizations and Individuals</i>	<i>660,197,770</i>	-
Deposits and Margins Received	660,197,770	-
Total	<u>660,197,770</u>	<u>-</u>

NAGAKAWA GROUP JOINT STOCK COMPANY

Address: Xuan Thuong 1 Residential Group, Phuc Yen Ward, Phu Tho Province

INTERIM CONSOLIDATED FINANCIAL STATEMENTS

For the six months ended 31 December 2025

Notes to the Interim Consolidated Financial Statements (continued)**20. Short-term Borrowings and Finance Lease Liabilities**

	Ending balance		Beginning balance	
	Amount	Repayment	Amount	Repayment
Short-term Borrowings and Finance Lease Liabilities Payable to Other Organizations and Individuals	1,239,825,799,902	1,239,825,799,902	1,137,306,992,519	1,137,306,992,519
<i>Short-term Bank Loans</i>				
<i>Vietnam Joint Stock Commercial Bank for Industry and Trade – Thanh An Branch (1)</i>	378,764,339,972	378,764,339,972	385,276,762,665	385,276,762,665
<i>Military Commercial Joint Stock Bank – Dien Bien Phu Branch (2)</i>	79,603,122,207	79,603,122,207	79,963,217,714	79,963,217,714
<i>Vietnam Investment and Development Bank – Hanoi Branch (3)</i>	310,104,509,453	310,104,509,453	306,424,549,728	306,424,549,728
<i>Vietnam International Bank – Dong Da Branch (4)</i>	79,870,756,216	79,870,756,216	76,988,376,825	76,988,376,825
<i>KASIKORNBANK Public Company Limited – Ho Chi Minh City Branch (5)</i>	241,655,713,562	241,655,713,562	187,337,034,666	187,337,034,666
<i>Vietnam Export-Import Commercial Joint Stock Bank (6)</i>	149,827,358,492	149,827,358,492	99,917,050,921	99,917,050,921
Short-term Loans from Individuals				
Ms. Bui Le Hang	-	-	1.400.000.000	1.400.000.000
Total	1.239.825.799.902	1.239.825.799.902	1.137.306.992.519	1.137.306.992.519

Vietnam Joint Stock Commercial Bank for Industry and Trade – Thanh An Branch Loan This is a loan under credit limit agreement No. 1504/2025-HĐCVHM/NHCT320-HTGT dated 16 April 2025 with the total outstanding loan and guarantee/L/C balance at any time not exceeding VND 400,000,000,000. The credit limit term is 12 months from the signing date. The term of each individual loan shall not exceed 7 months. The purpose of the loan is to supplement working capital for business operations. The interest rate is specified in each debt acknowledgment. The loan is secured by:

+ Ownership of the house and land use rights under certificate No. 10111071095, original file No. 6586 2003 2640.203, issued by the Hanoi People's Committee on 14 May 2002 to Ms. Dao Thi Soi and Mr. Nguyen Duc Kha under contract No. 02/2019/HĐBĐ/NHCT320-NAG dated 03 December 2019.

+ Ownership of the house and land use rights at No. 106 Alley 155/206 Truong Chinh Street, Phuong Liet Ward, Thanh Xuan District, Hanoi (currently No. 86 Alley 274 Nguyen Lan Street, Phuong Liet Ward, Thanh Xuan District, Hanoi) under the house and land use rights certificate No. 10111071019, original file No. 3015-2003-QĐUB/8623.2003, issued by the Hanoi People's Committee on 2 June 2003 to Mr. Luu Van That and Ms. La Thi Nga. On 21 November 2012, the Thanh Xuan District Land Use Rights Registration Office, Hanoi, confirmed the transfer to Ms. Dao Thi Soi under transfer contract No. 10121293/HHĐCN dated 29 October 2012 at My Dinh Notary Office, Hanoi, in accordance with mortgage contract No. 01/2020/HĐBĐ/NHCT320-NAG dated 2 November 2020.

+ Land use rights for plot No. 99, map sheet No. 16, at Dai Kim Ward, Hoang Mai District, Hanoi, under land use rights certificate No. AD537451, certificate No. 01674-2144 QĐ-UB, issued by the People's Committee of Hoang Mai District, Hanoi, on 21 December 2005 to Mr. Do Quach Cuong. On 17 April 2015, the Hoang Mai District Land Use Rights Registration Office confirmed the transfer to Mr. Nguyen Duc Kha and Ms. Dao Thi Soi under file No. 1181

NAGAKAWA GROUP JOINT STOCK COMPANY

Address: Xuan Thuong 1 Residential Group, Phuc Yen Ward, Phu Tho Province

INTERIM CONSOLIDATED FINANCIAL STATEMENTS

For the six months ended 31 December 2025

Notes to the Interim Consolidated Financial Statements (continued)

dated 14 April 2015 according to mortgage contract No. 02/2020/HĐBĐ/NHCT320-NAG dated 2 November 2020.

+ Bonds of Vietnam Joint Stock Commercial Bank for Industry and Trade issued by the bank, bond code: CTG2232T2/01, with a total value of VND 20,000,000,000, under the Bond Pledge Agreement No. 2007/2023/HĐBĐ/NHCT320-TP-NAGAKAWA dated 20 July 2023.

+ Shares of Nagakawa Group Joint Stock Company under the Pledge of Securities Agreement No. 02/2021/HĐBĐ/NHCT/320-NAG dated 25 February 2021.

+ Machinery and equipment owned by KLV Vietnam Garment Joint Stock Company under the Movable Property Mortgage Agreement No. 2804/2021/HĐBĐ/NHCT320-MAYMOCKLV dated 28 April 2021.

+ Mercedes car, license plate 30G-381.66, owned by Nagakawa Group Joint Stock Company – Hanoi Branch, under Asset Mortgage Agreement No. 0309/2020/HĐBĐ/NHCT320-NAGAKAWA dated 19 October 2020.

+ All circulating inventory owned by Nagakawa Group Joint Stock Company, valued at VND 60,000,000,000, according to the collateral asset valuation record dated 30 January 2018 and the Goods Mortgage Agreement No. 01/2018/HĐTC/NHCT320-NAG-HTK dated 6 February 2018. According to the amendment and supplementation of the goods mortgage agreement No. 01/2020/HĐBĐ/NHCT320-NAG-HTK dated 21 January 2020, the parties agreed to value the collateral assets at VND 101,508,541,889.

+ Land use rights, ownership of house, and other assets attached to the land, certificate No. DE 216785, registered under No. CS 31027, issued by the Hanoi Department of Natural Resources and Environment on 11 June 2022, owned by Mr. Nguyen Manh Cuong and Ms. Nguyen Thi Huyen Thuong under Asset Mortgage Agreement No. 06/2022/HĐBĐ/NHCT320-CANHORI dated 6 July 2022. The collateral value is VND 8,815,000,000.

+ Land use rights and assets attached to the land at No. 5, Alley 105, Xa Dan 2 Lane, Nam Dong Ward, Dong Da District, Hanoi, under the House Ownership and Land Use Rights Certificate No. 3835/2009/QĐ-08, issued by Dong Da District People's Committee on 10 November 2009; owners: Mr. Nguyen Manh Cuong and Ms. Nguyen Thi Huyen Thuong

+ Time deposit at Vietnam Joint Stock Commercial Bank for Industry and Trade, with a total value of VND 141,820,546,000, pledged at the bank.

(2) Military Commercial Joint Stock Bank – Dien Bien Phu Branch Loan This is a loan under the credit limit agreement No. 257513.24.051.879737.TD dated 22 November 2024, with a total credit limit of VND 130 billion: lending limit VND 80 billion, non-payment guarantee limit VND 50 billion, and L/C issuance limit VND 50 billion. Credit allocation limits are as follows: total limit of all sub-limits VND 80 billion; lending and payment guarantee limit for importing components/equipment for assembly up to VND 30 billion. The credit limit term is until 21 October 2025 from the signing date, and the term of each loan is specified in the debt acknowledgment, but not exceeding 6 months. The loan is intended to supplement working capital for production and business activities in household appliances, electrical appliances, and kitchen equipment. Interest rate, adjustment date, and adjustment period are specified in the bank's debt acknowledgment. Collateral includes:

+ Real estate under Land Use Rights Certificate No. AI 272273 issued by Hoang Mai District People's Committee on 18 September 2007 to Ms. Dao Thi Soi.

NAGAKAWA GROUP JOINT STOCK COMPANY

Address: Xuan Thuong 1 Residential Group, Phuc Yen Ward, Phu Tho Province

INTERIM CONSOLIDATED FINANCIAL STATEMENTS

For the six months ended 31 December 2025

Notes to the Interim Consolidated Financial Statements (continued)

+ Debt claims arising from Payment Requests, Debt Reconciliation Minutes, and specific VAT invoices under Mortgage Agreement No. 126540.23.051.879737.BD dated 07 April 2023.

+ Time deposit at Military Commercial Joint Stock Bank – Thang Long Branch, Le Trong Tan Transaction Office, with a total value of VND 37,800,000,000, pledged at the bank.

(3) This is a loan from the Bank for Investment and Development of Vietnam – Hanoi Branch under Credit Line Agreement No. 01/2024/367653/HĐTD dated September 15, 2024. The total credit limit at any time shall not exceed VND 400,000,000,000. This credit limit includes the entire outstanding short-term loan balance under Agreement No. 01/2023/367653/HĐTD dated September 22, 2023. The term of the credit line is 12 months from the date of signing the agreement. The lending interest rate is specified in each loan contract note, and the overdue interest rate is equal to 150% of the normal lending interest rate. The loan principal shall be fully repaid on the maturity date of each loan contract note. The loan is secured by:

+ Real estate at Lot HD03-16, Vinhomes Riverside 2 Ecological Urban Area, Phuc Dong Ward, Long Bien District, Hanoi City, pursuant to the Certificate of Land Use Rights, Ownership of Residential Housing, and Other Assets Attached to Land No. CT274326, Certificate Registry No. CT-DA 00886 issued by the Hanoi Department of Natural Resources and Environment on August 30, 2019, owned by Anh Vu International Economic Development Co., Ltd. (a contributing shareholder), under Mortgage Agreement No. 02/2019/367653/HĐBĐ dated September 18, 2019.

+ All factory buildings located on Land Lot No. 340, Map Sheet No. 26, Phuc Thang Ward, Phuc Yen City, Vinh Phuc Province, owned by the Company, under Real Estate Mortgage Agreement No. 03/2019/367653/HĐBĐ dated November 18, 2019.

+ Land use rights and assets attached to land located at No. 5, Alley 105, Xa Dan 2 Lane, Nam Dong Ward, Dong Da District, Hanoi, pursuant to the Certificate of Ownership of Residential Housing and Land Use Rights No. 3835/2009/QĐ-08 issued by the People's Committee of Dong Da District on November 10, 2009, owned by Mr. Nguyen Manh Cuong and Mrs. Nguyen Thi Huyen Thuong, under Mortgage Agreement No. 01/2020/367653/HĐBĐ.

+ Shares of Nagakawa Group Joint Stock Company owned by Mr. Nguyen Duc Kha, pledged under Pledge Agreement No. 02/2020/367653/HĐBĐ dated June 30, 2020.

+ Mortgage of the entire factory located on Land Lot No. 288, Map Sheet No. 10, Vinh Khuc Commune, Van Giang District, Hung Yen Province, owned by Viet Phuc Hung Yen Joint Stock Company, under Mortgage Agreement on Assets Attached to Land No. 01/2021/367653/HĐBĐ dated May 26, 2021.

+ Term deposit agreement at the Bank for Investment and Development of Vietnam – Hanoi Branch with a total value of VND 20,000,000,000, currently pledged at the bank.

(4) This is a loan from Vietnam International Commercial Joint Stock Bank – Dong Da Branch under Agreement No. 1037962.25 dated April 25, 2025, with a credit limit not exceeding VND 80,000,000,000. The validity period of the credit facility is 12 months from the effective date of the agreement. The loan term of each drawdown shall not exceed 7 months. The purpose of the loan is to supplement working capital for the business activities of air-conditioners, air-conditioner components, kitchen equipment, and household appliances. The loan is secured by:

+ Mortgage of accounts receivable arising from Nagakawa Joint Stock Company Ho Chi Minh City and Anh Vu International Economic Joint Stock Company with a value of VND 46,000,000,000.

NAGAKAWA GROUP JOINT STOCK COMPANY

Address: Xuan Thuong 1 Residential Group, Phuc Yen Ward, Phu Tho Province

INTERIM CONSOLIDATED FINANCIAL STATEMENTS

For the six months ended 31 December 2025

Notes to the Interim Consolidated Financial Statements (continued)

+ Term deposit agreement at Vietnam International Commercial Joint Stock Bank – Dong Da Branch with a total value of VND 40,500,000,000, currently pledged at the bank.

(5) This is a loan from Kasikornbank Public Company Limited – Ho Chi Minh City Branch under Agreement No. 143/2023/FA.01 dated December 27, 2023, with a credit limit not exceeding VND 200,000,000,000. The validity period of the credit facility is 12 months from the effective date of the agreement. The loan term of each drawdown shall not exceed 3 months. The purpose of the loan is to supplement working capital for the business activities of air-conditioners, air-conditioner components, kitchen equipment, and household appliances. The loan is secured by:

+ Term deposit agreement at Kasikornbank Public Company Limited – Ho Chi Minh City Branch with a total value of VND 100,000,000,000, currently pledged at the bankg.

(6) This is a loan from Vietnam Export Import Commercial Joint Stock Bank under Agreement No. 1703LAV240112981 dated October 10, 2024, with a total credit limit of VND 200,000,000,000. The validity period of the credit facility is until October 9, 2025, from the effective date of the agreement. The loan term of each drawdown shall not exceed 6 months and is specified in the respective loan contract notes. The purpose of the loan is to supplement short-term working capital for the production and trading of household electrical appliances, air conditioners, and other products. The loan is secured by::

+ Term deposit agreement at Vietnam Export Import Commercial Joint Stock Bank with a total value of VND 75,000,000,000, currently pledged at the bank.

Details of movements in short-term borrowings and finance lease liabilities during the period are as follows:

	Beginning balance	Borrowings incurred during the period	Borrowings repaid during the period	Ending balance
Short-term bank borrowings	1,135,906,992,519	1,588,938,992,313	(1,485,020,184,930)	1,239,825,799,902
<i>Short-term borrowings from individuals</i>	1,400,000,000	2,500,000,000	(3,900,000,000)	-
Total	1,137,306,992,519	1,591,438,992,313	(1,488,920,184,930)	1,239,825,799,902

21. Short-term provisions

	Beginning balance	Increase during the year – Provision made	Amount utilized during the year	Amount reversed during the year	Ending balance
Warranty provision	3,891,581,609	3,305,540,381	-	(3,617,070,252)	3,580,051,738
Total	3,891,581,609	3,305,540,381	-	(3,617,070,252)	3,580,051,738

22. Bonus and Welfare Funds

	Beginning balance	Appropriation from profit	Utilization during the year	Ending balance
Bonus fund	918,016,257	-	-	918,016,257
Welfare fund	385,826,364	-	-	385,826,364
Total	1,303,842,621	-	-	1,303,842,621

NAGAKAWA GROUP JOINT STOCK COMPANY

Address: Xuan Thuong 1 Residential Group, Phuc Yen Ward, Phu Tho Province

INTERIM CONSOLIDATED FINANCIAL STATEMENTS

For the six months ended 31 December 2025

Notes to the Interim Consolidated Financial Statements (continued)

23. Deferred Income Tax Liabilities

Deferred income tax liabilities incurred during the year are related to provisions/reversal of impairment on investments, details as follows:

	<u>This period</u>
Beginning balance	1,491,457,252
Incurred during the year	-
Reversed during the year	<u>(125,261,315)</u>
Ending balance	<u>1,366,195,937</u>

NAGAKAWA GROUP JOINT STOCK COMPANY

Address: Xuan Thuong 1 Residential Group, Phuc Yen Ward, Phu Tho Province

INTERIM CONSOLIDATED FINANCIAL STATEMENTS

For the six months ended 31 December 2025

Notes to the Interim Consolidated Financial Statements (continued)**24. Owners' Equity****a) Reconciliation of changes in owners' equity**

	Owner's contributed capital	Share premium	Treasury shares	Development investment fund	Retained earnings	Non- controlling interests	Total
Opening balance –							
Previous year	316,465,410,000	5,348,010,000	(20,000)	8,570,273,947	52,365,799,875	18,891,772,801	401,641,246,623
Increase in capital of subsidiaries	-	-	-	-	-	900,000,000	900,000,000
Increase in capital from profits	25,312,280,000	-	-	-	(25,312,280,000)	-	-
Profit for the previous year	-	-	-	-	26,972,619,790	(28,442,045)	26,944,177,745
Appropriation to funds	-	-	-	1,257,507,429	(1,760,510,401)	-	(503,002,972)
Closing balance –	341,777,690,000	5,348,010,000	(20,000)	9,827,781,376	52,265,629,264	19,763,330,756	428,982,421,396
Opening balance – This year	341,777,690,000	5,348,010,000	(20,000)	9,827,781,376	52,265,629,264	19,763,330,756	428,982,421,396
Capital increase from retained earnings	28,601,660,000	-	-	-	(28,601,660,000)	-	-
Issuance of bonus shares to employee	15,823,000,000	-	-	-	-	-	15,823,000,000
Profit for the current year	-	-	-	-	30,356,656,377	(3,932,369,881)	26,424,286,496
Appropriation to funds	-	-	-	1,347,208,887	(1,347,208,887)	-	-
Closing balance – This year	386,202,350,000	5,348,010,000	(20,000)	11,174,990,263	52,673,416,754	15,830,960,875	471,229,707,892

NAGAKAWA GROUP JOINT STOCK COMPANY

Address: Xuan Thuong 1 Residential Group, Phuc Yen Ward, Phu Tho Province

INTERIM CONSOLIDATED FINANCIAL STATEMENTS

For the six months ended 31 December 2025

Notes to the Interim Consolidated Financial Statements (continued)**b) Profit Distribution**

The Company approved the 2024 profit distribution plan pursuant to the Resolution of the 2025 Annual General Meeting of Shareholders No. 01/2025/NQ-DHĐCĐ-NAG dated March 6, 2025, as follows:

	VND
• Dividend distribution in shares (8% of charter capital)	: 28,608,050,000
• appropriation to development investment fund (5% of after-tax profit)	: 1,347,208,887

c) Details of Owners' Equity

	Ending balance		Beginning balance	
	Value	Ownership Ratio	Value	Ownership Ratio
Mr. Nguyen Duc Kha	139,313,090,000	36.07%	128,993,610,000	37.74%
Treasury shares	20,000	0.00%	20,000	0.00%
Other shareholders	246,889,240,000	63.93%	212,784,060,000	62.26%
Total	386,202,350,000	100.00%	341,777,690,000	100.00%

d) Shares

	Ending balance	Beginning balance
Number of Shares Registered for Issuance	38,620,235	34,177,769
Number of Shares Issued/Sold to the Public	38,620,235	34,177,769
- Common shares	38,620,235	34,177,769
Number of Shares Repurchased	(2)	(2)
- Common shares	(2)	(2)
Number of Outstanding Shares	38,620,233	34,177,767
- Common shares	38,620,233	34,177,767
Par Value of Outstanding Shares: VND 10,000 per share.		

25. Off-Balance Sheet Items of the Parent Company at Mid-Year
a, Foreign currencies

	Ending balance	Beginning balance
US Dollar (USD)	390.24	390.24

NAGAKAWA GROUP JOINT STOCK COMPANY

Address: Xuan Thuong 1 Residential Group, Phuc Yen Ward, Phu Tho Province

INTERIM CONSOLIDATED FINANCIAL STATEMENTS

For the six months ended 31 December 2025

Notes to the Interim Consolidated Financial Statements (continued)
b, Written-off bad debts

Debtor	Ending balance	Beginning balance	Reason for Write-off
Tien Phong Newspaper	47,723,000	47,723,000	Unrecoverable
Thuan An Company	525,607,000	525,607,000	Unrecoverable
Phu Tai Private Enterprise	283,250,000	283,250,000	Unrecoverable
Nhat Anh Store	125,087,382	125,087,382	Unrecoverable
Zhe Jiang Phidas Electric Appliance Manufacturing Co.	104,612,027	104,612,027	Unrecoverable
Trang An Trading Technology Joint Stock Company	30,000,000	30,000,000	Unrecoverable
Total	1,116,279,409	1,116,279,409	

VI. ADDITIONAL INFORMATION FOR ITEMS PRESENTED IN THE INCOME STATEMENT OF THE PARENT ENTITY FOR THE INTERIM PERIOD
1. Revenue from sales of goods and provision of services
a, Total revenue

	Year-to-date cumulative	
	This year	Previous year
Total revenue	1,885,045,399,103	1,752,031,201,136
Revenue from sales of goods and finished products	1,864,316,299,076	1,745,212,693,135
Revenue from providing services	20,729,100,027	6,818,508,001
Revenue deductions:	(21,758,485,899)	(7,278,834,921)
Trade discounts	(20,198,100,985)	(4,807,275,821)
Sales returns	(1,159,091)	-
Net revenue	(1,559,225,823)	(2,471,559,100)
<i>Of which:</i>	1,863,286,913,204	1,744,752,366,215
Net revenue from sales of goods and finished products		
Net revenue from providing services	1,842,557,813,177	1,737,933,858,214
Total revenue	20,729,100,027	6,818,508,001

b, Net revenue from sales of goods and services to related parties

	Year-to-date cumulative	
	This year	Previous year
KLW Vietnam Garment Joint Stock Company	4,753,154,375	4,690,611,270

2. Cost of Goods Sold

	Year-to-date cumulative	
	This year	Previous year
Cost of goods sold	1,667,323,956,929	1,537,281,325,641
Cost of services provided	16,238,021,590	2,652,423,602
Provision/(Reversal) for inventory write-downs	1,431,951,388	15,734,340,670
Total	1,684,993,929,907	1,555,668,089,913

NAGAKAWA GROUP JOINT STOCK COMPANY

Address: Xuan Thuong 1 Residential Group, Phuc Yen Ward, Phu Tho Province

INTERIM CONSOLIDATED FINANCIAL STATEMENTS

For the six months ended 31 December 2025

Notes to the Interim Consolidated Financial Statements (continued)**3. Financial income**

	Year-to-date cumulative	
	This year	Previous year
Interest on term and demand deposits	5,691,323,698	8,013,824,381
Interest from bond investments	743,835,616	793,972,602
Gains from foreign exchange differences	204,778,820	481,069,922
Gains from revaluation of foreign currency-denominated monetary items	-	961,773,636
Total	6,639,938,134	10,250,640,541

4. Financial expenses

	Year-to-date cumulative	
	This year	Previous year
Interest expenses	32,885,935,594	33,789,238,294
Payment discounts to customers	8,136,231,735	6,920,199,972
Foreign exchange loss arising	4,937,218,103	2,578,984,665
Foreign exchange loss from revaluation of foreign currency-denominated monetary items	1,588,356,500	-
Total	47,547,741,932	43,288,422,931

5. Selling expenses

	Year-to-date cumulative	
	This year	Previous year
Employee expenses	18,418,456,195	16,862,040,490
Material and packaging costs	-	21,000,000
Tools and supplies costs	188,951,966	688,028,154
Depreciation of fixed assets	1,781,160,222	1,663,010,540
arranty service expenses	7,606,204,133	2,230,881,024
Advertising and customer conference expenses	-	3,036,362,500
Provision for warranty	3,305,540,381	5,648,046,044
Reversal of warranty provision	(3,617,070,252)	(1,327,047,069)
Outsourced service expenses	45,817,771,035	69,532,846,090
Other expenses	5,441,176,076	6,109,792,110
Total	78,942,189,756	104,464,959,883

NAGAKAWA GROUP JOINT STOCK COMPANY

Address: Xuan Thuong 1 Residential Group, Phuc Yen Ward, Phu Tho Province

INTERIM CONSOLIDATED FINANCIAL STATEMENTS

For the six months ended 31 December 2025

Notes to the Interim Consolidated Financial Statements (continued)**6. General and administrative expenses**

	Year-to-date cumulative	
	This year	Previous year
Employee expenses	14,913,889,252	12,225,952,460
Administrative material costs	54,642,929	106,660,586
Office supplies expenses	272,811,872	324,796,108
Depreciation of fixed assets	1,617,042,596	1,467,183,547
Taxes, fees, and charges	57,503,010	24,600,000
Provision, Reversal of provision for doubtful receivables	(728,137,859)	-
Goodwill amortization, Goodwill expense	1,636,110,698	1,636,110,698
Outsourced service expenses	2,122,748,069	4,887,462,409
Other expenses	2,306,369,424	2,974,540,377
Total	22,252,979,991	23,647,306,185

7. Other income

	Year-to-date cumulative	
	This year	Previous year
Insurance compensation, contract violation penalties	86.579.480	157.927.255
Other income	65.059.440	190.605.488
Total	151.638.920	348.532.743

8. Other expenses

	Year-to-date cumulative	
	This year	Previous year
Penalties and additional taxes	516.474.714	173.702.977
Non-deductible tax expenses	354.633.939	114.682.368
Other expenses	13.559.732	17.336.783
Total	884.668.385	305.722.128

NAGAKAWA GROUP JOINT STOCK COMPANY

Address: Xuan Thuong 1 Residential Group, Phuc Yen Ward, Phu Tho Province

INTERIM CONSOLIDATED FINANCIAL STATEMENTS

For the six months ended 31 December 2025

Notes to the Interim Consolidated Financial Statements (continued)**9. Current corporate income tax expense**

The corporate income tax expense for the year is estimated as follows:

	Year-to-date cumulative	
	This year	Previous year
Total accounting profit before tax	36,274,722,448	29,608,955,491
Adjustments to accounting profit to determine taxable income for corporate income tax:	23,317,136,952	3,520,937,828
- Additions	23,317,136,952	4,620,199,438
<i>Vehicles over VND 1.6 billion</i>	192,062,779	192,160,909
<i>Tax penalties and surcharges</i>	513,014,154	173,702,977
<i>Other non-deductible expenses</i>	298,781,635	48,224,929
<i>Remuneration of non-executive members of the Board of Directors and Board of Supervisors</i>	635,400,000	310,000,000
<i>Losses of subsidiaries settled separately</i>	10,172,659,330	2,259,999,925
<i>Goodwill</i>	1,636,110,698	1,636,110,698
<i>Losses arising from the consolidation process</i>	9,869,108,356	-
- Deductions	-	(1,099,261,610)
<i>Profit arising from the consolidation process</i>	-	(1,099,261,610)
Taxable income	59,591,859,399	33,129,893,319
Losses carried forward from previous years	(1,217,908,456)	(5,754,944,470)
Taxable profit	58,373,950,943	27,374,948,849
Corporate income tax rate	20%	20%
Corporate income tax payable	11,674,790,189	5,474,989,770
Adjustment of corporate income tax payable for previous years	313,015,865	125,703,416
Total current corporate income tax	11,987,806,054	5,600,693,186

10. Deferred Corporate Income Tax Expense

	Year-to-date cumulative	
	This year	Previous year
Deferred corporate income tax expense arising from taxable temporary differences	3,611,655,955	(3,752,961,589)
Deferred corporate income tax expense arising from the reversal of deferred tax assets	(5,623,764,742)	3,840,177,220
Deferred corporate income tax income arising from deductible temporary differences	(125,261,315)	(193,746,716)
Total	(2,137,370,102)	(106,531,085)

NAGAKAWA GROUP JOINT STOCK COMPANY

Address: Xuan Thuong 1 Residential Group, Phuc Yen Ward, Phu Tho Province

INTERIM CONSOLIDATED FINANCIAL STATEMENTS

For the six months ended 31 December 2025

Notes to the Interim Consolidated Financial Statements (continued)**11. Basic/Diluted Earnings per Share**

	Year-to-date cumulative	
	This year	Previous year
Accounting profit after corporate income tax	30,356,656,377	22,625,381,920
Adjustments to accounting profit to determine profit attributable to ordinary shareholders:		
- Appropriation to bonus and welfare funds	-	-
Profit used to calculate basic/diluted earnings per share	30,356,656,377	22,625,381,920
Weighted average number of ordinary shares outstanding during the period	37,545,138	37,037,933
Basic/Diluted earnings per	809	611

Weighted Average Number of Ordinary Shares Outstanding During the Year is Calculated as Follows:

	Year-to-date cumulative	
	This year	Previous year
Ordinary shares outstanding at the beginning of the year	34,177,769	31,646,537
Effect of issuance of bonus shares to employees in 2025	507,203	-
Effect of additional ordinary shares issued from 2024 profit	-	2,531,230
Effect of additional ordinary shares issued from 2025 profit	2,860,166	2,860,166
Weighted average number of ordinary shares outstanding during the period	37,545,138	37,037,933

12. Cost by nature

	Year-to-date cumulative	
	This year	Previous year
Material, supplies, tools and equipment costs	2,571,090,015	819,299,221
Employee expenses	33,408,905,343	40,340,002,523
Depreciation of fixed assets	5,787,019,255	5,810,041,496
Outsourced service expenses	65,079,596,198	108,117,337,349
Warranty expenses	(309,735,890)	12,778,870,622
Goodwill amortization	1,636,110,698	1,636,110,698
Provision expenses	(728,137,859)	-
Other cash expenses	9,988,343,577	13,439,397,898
Total	117,433,191,337	182,941,059,807

NAGAKAWA GROUP JOINT STOCK COMPANY

Address: Xuan Thuong 1 Residential Group, Phuc Yen Ward, Phu Tho Province

INTERIM CONSOLIDATED FINANCIAL STATEMENTS

For the six months ended 31 December 2025

Notes to the Interim Consolidated Financial Statements (continued)**VII. SUPPLEMENTARY INFORMATION FOR ITEMS PRESENTED IN THE INTERIM CONSOLIDATED CASH FLOW STATEMENT****1. Non-cash transactions**

During the year, the company had the following non-cash transactions:

	Year-to-date cumulative	
	This year	Previous year
Offsetting of interest expenses and interest income	129,782,821	-

VIII. OTHER INFORMATION**1. Transactions with related parties**

Related parties of the Company include: key management personnel, individuals related to key management personnel, and other related parties.

A, Transactions and balances with key management personnel and individuals related to key management personnel

Key management personnel consist of members of the Executive Board. Individuals related to key management personnel are close family members of key management personnel.

During the period, the Company had no transactions with key management personnel or their related individuals.

The remuneration of key management personnel is as follows:

	Year-to-date cumulative	
	This year	Previous year
Salaries and bonuses		
<i>Mr. Nguyen Ngoc Quy</i>	212,000,000	-
<i>Ms. Nguyen Thi Huyen Thuong</i>	547,695,583	363,074,802
<i>Ms. Huy Thi Dung</i>	278,292,250	279,027,953
<i>Mr. Tran Ba Dat</i>	247,617,250	308,638,124
<i>Ms. Nguyen Thi Bich Thuy</i>	333,620,583	265,338,637
<i>Ms. Trinh Thi Phuong</i>	146,851,214	215,463,000
<i>Ms. Truong Dao Hai Ha</i>	106,000,000	-
<i>Mr. Pham Anh Tuan</i>	106,000,000	-
<i>Mr. Doan Duc Hoa</i>	106,000,000	-
<i>Ms. Nguyen Thi Thu Thao</i>	88,000,000	-
<i>Ms. Pham Thi Hue Anh</i>	44,000,000	-
<i>Ms. Vu Thi Hai Yen</i>	44,000,000	-
Total	2,260,076,881	1,431,542,516

B, Transactions with other related parties

Other related parties of the Company include:

Related party	Relationship
KLW Vietnam Garment Joint Stock Company	Associated Company

NAGAKAWA GROUP JOINT STOCK COMPANY

Address: Xuan Thuong 1 Residential Group, Phuc Yen Ward, Phu Tho Province

INTERIM CONSOLIDATED FINANCIAL STATEMENTS

For the six months ended 31 December 2025

Notes to the Interim Consolidated Financial Statements (continued)

The principal transactions arising during the period between the Company and other related parties are as follows:

	Year-to-date cumulative	
	This year	Previous year
<i>KLW Vietnam Garment Joint Stock Company</i>		
Accounts receivable from sales of goods	204,650,000	142,592,399
+ <i>Amount excluding VAT</i>	186,045,454	129,629,454
+ <i>Output VAT</i>	18,604,546	12,962,945
Accounts receivable from warehouse and vehicle rental	5,024,420,438	5,015,880,001
+ <i>Amount excluding VAT</i>	4,567,108,921	4,560,981,816
+ <i>Output VAT</i>	457,311,517	454,898,185
Accounts payable for purchase of goods and services	113,760,000	129,600,000
+ <i>Amount excluding VAT</i>	105,333,333	120,000,000
+ <i>Input VAT</i>	8,426,667	9,600,000
Cash received from sales of goods and provision of services	3,720,376,940	2,492,040,000
Offset of receivables and payables	-	129,600,000
Short-term loans granted	11,510,000,000	496,000,000
Collection of short-term loans	19,492,040,000	-
Interest receivable	685,411,564	2,296,548
Short-term borrowings payable	-	5,000,000,000
Repayment of short-term borrowings	-	11,002,000,000
Interest payable	-	129,399,890
Offset of interest receivable and interest payable	129,782,821	-

The prices of goods and services provided to related parties are at market value. Purchases of goods and services from related parties are also conducted at market prices.

Accounts receivable are unsecured and will be settled in cash. No provision for doubtful debts has been made for receivables from related parties.

As at the end of the reporting period, balances with related parties are presented in Notes V.3; V.5; V.6; V.16; V.19; and V.20

Guarantee Commitments

In addition, other related parties of the Company are using their assets as collateral for the Company's loans at banks as follows: (For details, see Note V.20)

Assets	Fair Value	Owner
Certificate of Land Use Rights No. V930401, registered in the Land Use Rights Certificate Register No. 01510/QSDĐ/449B/2003/QĐ-UB issued by the People's Committee of Tien Lu District, Hung Yen Province on June 26, 2003. Collateral Contract No. 50/2018/HĐBĐ/NHCT320-NAG-HUNGYEN dated June 18, 2018.	2,313,000,000	Ms. Nguyen Thi Huyen Thuong
Certificate of Ownership of House and Land Use Rights No. 10111071095, original file No.	6,203,773,000	Ms. Dao Thi Soi and Mr. Nguyen Duc Kha

NAGAKAWA GROUP JOINT STOCK COMPANY

Address: Xuan Thuong 1 Residential Group, Phuc Yen Ward, Phu Tho Province

INTERIM CONSOLIDATED FINANCIAL STATEMENTS

For the six months ended 31 December 2025

Notes to the Interim Consolidated Financial Statements (continued)

Assets	Fair Value	Owner
6586 2003 2640.203.QĐUB, issued by the People's Committee of Hanoi City on May 14, 2002 to Ms. Dao Thi Soi and Mr. Nguyen Duc Kha under Contract No. 02/2019/HĐBĐ/NHCT320-NAG dated December 3, 2019.		
Certificate of Ownership of House and Land Use Rights No. 10111071019, original file No. 3015-2003-QĐUB/8623.2003, issued by the People's Committee of Hanoi City on June 2, 2003. Owner: Ms. Dao Thi Soi. Address: 106 Alley 155/206 Truong Chinh Street, Phuong Liet Ward, Thanh Xuan District, Hanoi City (currently: No. 86 Alley 274 Nguyen Lan Street, Phuong Liet Ward, Thanh Xuan District, Hanoi City). Real estate mortgage contract No. 01/2020/HĐBĐ/NHCT320-NAG dated November 2, 2020.	7,255,000,000	Ms. Dao Thi Soi
Land Use Rights Certificate No. AD537451, registered in the land use certificate register: 01674-2144/QĐ-UB, issued by the People's Committee of Hoang Mai District on December 21, 2005. Owners: Mr. Nguyen Duc Kha and Ms. Dao Thi Soi. Address: Lot No. 99, Map Sheet No. 16, Dai Kim Ward, Hoang Mai District, Hanoi City (388 Kim Giang Street). Real estate mortgage contract No. 02/2020/HĐBĐ/NHCT320-NAG dated November 2, 2020.	11,700,000,000	Ms. Dao Thi Soi and Mr. Nguyen Duc Kha
Land Use Rights Certificate No. DE 216785, registered in the certificate register: CS 31027, issued by the Department of Natural Resources and Environment of Hanoi City on June 11, 2022. Owners: Mr. Nguyen Manh Cuong and Ms. Nguyen Thi Huyen Thuong. Apartment No. 329, Building R1-72A Nguyen Trai, Thuong Dinh Ward, Thanh Xuan District, Hanoi City.	8,815,000,000	Mr. Nguyen Manh Cuong and Ms. Nguyen Thi Huyen Thuong
Land Use Rights Certificate No. CV459142, registered in the certificate register: CS28044, issued by the Department of Natural Resources and Environment of Hanoi City on July 13, 2020. Owner: Ms. Trinh Thi Phuong. Lot No. 6, Map Sheet No. 7, Capitaland Mixed-use Residential and Commercial Area, Hoang Thanh CT08, Co Ngua Area, Mo Lao New Urban Area, Ha Dong District.	4,173,000,000	Ms. Trinh Thi Phuong
Real estate No. HD03-16, Vinhomes Riverside 2 Eco-Urban Area, Phuc Dong Ward, Long Bien District, Hanoi City, under the Land Use Rights Certificate, Ownership of House and	72,494,000,000	Anh Vu International Economic Development Co., Ltd.

NAGAKAWA GROUP JOINT STOCK COMPANY

Address: Xuan Thuong 1 Residential Group, Phuc Yen Ward, Phu Tho Province

INTERIM CONSOLIDATED FINANCIAL STATEMENTS

For the six months ended 31 December 2025

Notes to the Interim Consolidated Financial Statements (continued)

Assets	Fair Value	Owner
Other Assets Attached to Land No. CT274326, certificate register No. CT-DA 00886, issued by the Department of Natural Resources and Environment of Hanoi City on August 30, 2019, owned by Anh Vu International Economic Development Co., Ltd. as a capital-contributing shareholder (under mortgage contract No. 02/2019//367653/HĐBĐ dated September 18, 2019).		
Shares of Nagakawa Group Joint Stock Company owned by Mr. Nguyen Duc Kha under Pledge Contract No. 02/2020/367653/HĐBĐ dated June 30, 2020.	43,059,000,000	Mr. Nguyen Duc Kha
Mortgage of the entire factory on Lot No. 288, Map Sheet No. 10, Vinh Khuc Commune, Van Giang District, Hung Yen Province, owned by Viet Phuc Hung Yen Joint Stock Company under collateral contract for assets attached to land No. 01/2021/367653/HĐBĐ dated May 26, 2021.	51,087,000,000	Viet Phuc Hung Yen Joint Stock Company
Land use rights and assets attached to the land at No. 5, Alley 105, Xa Dan 2 Lane, Nam Dong Ward, Dong Da District, Hanoi City, under House Ownership and Land Use Rights Certificate No. 3835/2009/QĐ-08, issued by the People's Committee of Dong Da District on November 10, 2009. Owners: Mr. Nguyen Manh Cuong and Ms. Nguyen Thi Huyen Thuong, under mortgage contract No. 01/2020/367653/HĐBĐ.	3,812,000,000	Mr. Nguyen Manh Cuong and Ms. Nguyen Thi Huyen Thuong
Machinery and equipment owned by KLV Vietnam Garment Joint Stock Company.	12,251,190,886	KLV Vietnam Garment Joint Stock Company

2. Segment Information

Segment information is presented by geographical area. The primary segment reporting is based on geographical regions in accordance with the Company's internal organizational and management structure and internal financial reporting system.

Geographical regions

The Company's operations are mainly distributed across the Northern, Central, and Southern regions.

Information on the operating results, fixed assets and other long-term assets, and the value of major non-cash expenses of each segment by geographical region, based on the location of the Company's customers, is as follows:

NAGAKAWA GROUP JOINT STOCK COMPANY

Address: Xuan Thuong 1 Residential Group, Phuc Yen Ward, Phu Tho Province

INTERIM CONSOLIDATED FINANCIAL STATEMENTS

For the six months ended 31 December 2025

Notes to the Interim Consolidated Financial Statements (continued)

Assets and liabilities of segments by geographical region, based on the location of the Company's customers, are as follows:

	Region – Northern	Region – Central	Region – Southern	Eliminations	Total
Ending balance					
Direct segment assets	2,913,341,043,365	51,111,075,294	259,518,416,879	(886,081,908,368)	2,337,888,627,170
Total assets					<u>2,337,888,627,170</u>
Direct segment liabilities	2,272,066,037,795	49,734,113,145	270,219,304,916	(725,360,536,578)	1,866,658,919,278
Total liabilities					<u>1,866,658,919,278</u>
Beginning balance					
Direct segment assets	2,267,041,322,917	26,796,392,764	116,401,448,150	(605,155,671,449)	1,805,083,492,382
Total assets					<u>1,805,083,492,382</u>
Direct segment liabilities	1,682,642,826,421	26,623,866,337	123,836,411,780	(457,002,033,552)	1,376,101,070,986
Total liabilities					<u>1,376,101,070,986</u>

NAGAKAWA GROUP JOINT STOCK COMPANY

Address: Xuan Thuong 1 Residential Group, Phuc Yen Ward, Phu Tho Province

INTERIM CONSOLIDATED FINANCIAL STATEMENTS

For the six months ended 31 December 2025

Notes to the Interim Consolidated Financial Statements (continued)**3. Financial Risk Management**

The Company's operations give rise to the following financial risks: credit risk, liquidity risk, and market risk. The Board of Directors is responsible for establishing policies and controls to minimize financial risks, as well as monitoring the implementation of these policies and controls.

A, Credit Risk

Credit risk is the risk that a counterparty in a contract fails to meet its obligations, resulting in financial loss to the Company.

The Company's main sources of credit risk arise from trade receivables and bank deposits.

Trade Receivables

The Company mitigates credit risk by dealing only with financially sound entities, requiring letters of credit, or requesting collateral for first-time transactions or counterparties without known financial information. In addition, the accounts receivable staff regularly monitor outstanding debts to ensure timely collection.

The Company's trade receivables relate to multiple entities and individuals; therefore, the concentration of credit risk in trade receivables is considered low.

Bank Deposits

The Company's term and demand deposits are placed with domestic banks. The Board of Directors does not consider there to be any significant credit risk arising from these deposits.

B, Liquidity Risk

Liquidity risk is the risk that the Company may encounter difficulties in meeting its financial obligations due to a shortage of cash.

The Board of Directors holds the ultimate responsibility for liquidity risk management. The Company's liquidity risk mainly arises from the mismatch in maturity dates between financial assets and financial liabilities.

The Company manages liquidity risk by maintaining adequate cash and cash equivalents and borrowing at levels deemed sufficient by the Board of Directors to meet operational needs, thereby minimizing the impact of cash flow fluctuation.

The maturity of financial liabilities is based on contractual undiscounted payments as follows:

	Within 1 year	Over 1 year to 5 years	Over 5 years	Total
Ending balance				
Borrowings and debts	1,239,825,799,902	-	-	1,239,825,799,902
Accounts payable to suppliers	551,387,029,992	-	-	551,387,029,992
Other payables	37,325,706,407	-	-	37,325,706,407
Cộng	1,828,538,536,301	-	-	1,828,538,536,301
Beginning balance				
Borrowings and debts	1,137,306,992,519	-	-	1,137,306,992,519
Accounts payable to suppliers	182,004,186,374	-	-	182,004,186,374
Other payables	16,266,845,929	-	-	16,266,845,929
Cộng	1,335,578,024,822	-	-	1,335,578,024,822

NAGAKAWA GROUP JOINT STOCK COMPANY

Address: Xuan Thuong 1 Residential Group, Phuc Yen Ward, Phu Tho Province

INTERIM CONSOLIDATED FINANCIAL STATEMENTS

For the six months ended 31 December 2025

Notes to the Interim Consolidated Financial Statements (continued)

The Company considers the concentration of repayment risk to be low. The Company is able to settle maturing debts from cash flows generated by operating activities and proceeds from maturing financial assets.

C, Market Risk

Market risk is the risk that the fair value or future cash flows of a financial instrument will fluctuate due to changes in market prices. Market risk includes three types: foreign currency risk, interest rate risk, and other price risks.

The sensitivity analyses presented below are based on the net debt amounts, assuming that the ratio between fixed-rate and floating-rate debt remains unchanged.

Foreign Currency Risk

Foreign currency risk is the risk that the fair value or future cash flows of a financial instrument will fluctuate due to changes in exchange rates..

Interest Rate Risk

Interest rate risk is the risk that the fair value or future cash flows of a financial instrument will fluctuate due to changes in market interest rates.

The Company's interest rate risk mainly relates to borrowings. The Company manages interest rate risk by analyzing market conditions to obtain the most favorable rates while remaining within its risk management limits.

Other Price Risks

Other price risks are the risks that the fair value or future cash flows of a financial instrument will fluctuate due to changes in market prices other than those arising from interest rate or foreign exchange rate movements.

4. Fair Value of Financial Assets and Financial Liabilities

	Book value		Fair value	
	Ending balance	Beginning balance	Ending balance	Beginning balance
Financial Assets				
Cash and cash equivalents	160,566,861,287	71,646,409,892	160,566,861,287	71,646,409,892
Held-to-maturity investments	329,620,546,000	346,625,754,419	329,620,546,000	346,625,754,419
Trade receivables	653,590,618,873	408,145,350,851	653,590,618,873	408,145,350,851
Loans	27,113,960,000	35,096,000,000	27,113,960,000	35,096,000,000
Other receivables	17,592,138,385	15,226,881,667	17,592,138,385	15,226,881,667
Financial assets available-for-sale	28,952,351,275	28,134,609,114	28,952,351,275	28,134,609,114
Total	1,217,436,475,820	904,875,005,943	1,217,436,475,820	904,875,005,943
Financial liabilities				
Borrowings and debts	1,239,825,799,902	1,137,306,992,519	1,239,825,799,902	1,137,306,992,519
Accounts payable to suppliers	551,387,029,992	182,004,186,374	551,387,029,992	182,004,186,374
Other payables	37,325,706,407	16,266,845,929	37,325,706,407	16,266,845,929
Total	1,828,538,536,301	1,335,578,024,822	1,828,538,536,301	1,335,578,024,822

NAGAKAWA GROUP JOINT STOCK COMPANY

Address: Xuan Thuong 1 Residential Group, Phuc Yen Ward, Phu Tho Province

INTERIM CONSOLIDATED FINANCIAL STATEMENTS

For the six months ended 31 December 2025

Notes to the Interim Consolidated Financial Statements (continued)

The fair value of financial assets and financial liabilities is presented at the amount at which the financial instrument could be exchanged in a current transaction between knowledgeable and willing parties.

The Company uses the following methods and assumptions to estimate fair value:

- The fair value of cash, short-term bank deposits, trade receivables, amounts payable to suppliers, and other short-term payables is equivalent to their carrying amounts due to the short-term nature of these instruments.
- The fair value of receivables and loans with fixed or variable interest rates is assessed based on information such as interest rates, credit risk, repayment ability, and the risk characteristics of the debt. Based on this assessment, the Company estimates provisions for amounts that may be uncollectible.
- The fair value of financial assets available-for-sale listed on the stock market is based on the published trading price at the end of the fiscal year. The fair value of unlisted financial assets available-for-sale is estimated using appropriate valuation methods.

5. Events after the reporting period

According to Resolution No. 01/2025/NQ-ĐHĐCĐ-NAG dated March 6, 2025, of the 2025 Annual General Meeting of Shareholders, the Company approved a stock dividend distribution plan. As of July 4, 2025, the Company had issued an additional 2,860,166 shares for dividend payment. The total number of outstanding shares of the Company is 38,620,233 shares.

Apart from the above-mentioned event, The Company's Board of General Directors confirms that, from June 30, 2025, until the date of this report, no events have occurred that would require adjustments to the figures or disclosure in the interim consolidated financial statements.

NAGAKAWA GROUP JOINT STOCK COMPANY

Address: Xuan Thuong 1 Residential Group, Phuc Yen Ward, Phu Tho Province

INTERIM CONSOLIDATED FINANCIAL STATEMENTS


For the six months ended 31 December 2025

Notes to the Interim Consolidated Financial Statements (continued)**6. Comparative information**

Opening balances for comparison purposes are derived from the 2024 audited consolidated financial statements prepared by Nhan Tam Viet Auditing Co., Ltd. Comparative figures for the same period of the previous year are taken from the reviewed interim consolidated financial statements for the six months ended December 31, 2024, also reviewed by Nhan Tam Viet Auditing Co., Ltd.

Certain items in the consolidated interim financial statements for the six-month period ended December 31, 2024 have been restated due to changes in the number of outstanding shares, as follows:

	Code	Pre-adjustment figures	Adjustments	Post-adjustment figures
<i>Operating results</i>				
Basic earnings per share	70	701	(90)	611
Diluted earnings per share	71	701	(90)	611

Prepared on August 22, 2025**The chartist****Pham Thi Cam Van****Chief Accountant****Trinh Thi Phuong****General Director****Nguyen Thi Huyen Thuong**

NAGAKAWA GROUP JOINT STOCK COMPANY

Address: Xuan Thuong 1 Residential Group, Phuc Yen Ward, Phu Tho Province

INTERIM CONSOLIDATED FINANCIAL STATEMENTS

For the six months ended 31 December 2025

Notes to the Interim Consolidated Financial Statements (continued)

Appendix 01: Details of Non-Performing Loans and Provision for Short-Term Doubtful Receivables

	Ending balance		Beginning balance	
	Overdue period	Principal amount	Overdue period	Principal amount
Short-term trade receivables				
Nagakawa Household Electrical Appliances Joint Stock Company	Unlikely to be recovered	1,316,414,011	Unlikely to be recovered	2,035,936,670
Investment and Construction No. 4 Joint Stock Company	Unlikely to be recovered	86,925,000	Unlikely to be recovered	86,925,000
Thien Duc Electronics Household Business Household	Recovered	355,675,942	Unlikely to be recovered	355,675,942
Tuong Hung Electrical and Refrigeration Co., Ltd.	Recovered	-	Over 3 years	235,294,153
Phu Hoang Thanh General Trading Co., Ltd.	Recovered	-	Over 3 years	444,688,013
GRB Vietnam Joint Stock Company	Over 3 years	104,483,270	Over 3 years	39,540,493
VINAINCON Investment Joint Stock Company	Over 3 years	195,550,000	Over 3 years	104,483,270
Minh Dung Technology and Trading Co., Ltd.	Over 3 years	533,780,000	Over 3 years	195,550,000
Sunviet Co., Ltd.	Over 3 years	39,999,799	Over 3 years	533,780,000
			Over 3 years	39,999,799
Prepayments to suppliers				
Nagakawa Household Electrical Appliances Joint Stock Company	Unlikely to be recovered	2,649,437,295	Unlikely to be recovered	2,666,667,695
Vietnam Cultural Architecture Joint Stock Company	Unlikely to be recovered	1,300,951,400	Unlikely to be recovered	1,300,951,400
Bach Khoa Thermal and Refrigeration Technology Joint Stock Company	Unlikely to be recovered	154,815,000	Unlikely to be recovered	154,815,000
Vitech Automation Equipment Joint Stock	Unlikely to be recovered	506,373,900	Unlikely to be recovered	506,373,900
	Unlikely to be recovered	56,700,000	Unlikely to be recovered	56,700,000

NAGAKAWA GROUP JOINT STOCK COMPANY

Address: Xuan Thuong 1 Residential Group, Phuc Yen Ward, Phu Tho Province

INTERIM CONSOLIDATED FINANCIAL STATEMENTS

For the six months ended 31 December 2025

Notes to the Interim Consolidated Financial Statements (continued)**Appendix 01: Details of Non-Performing Loans and Provision for Short-Term Doubtful Receivables**

Company	Ending balance		Beginning balance	
	Overdue period	Principal amount	Overdue period	Principal amount
		Provision		Provision
Guangdong Sky Bright Group Co., Ltd.	recovered Unlikely to be recovered	156,765,699	recovered Unlikely to be recovered	156,765,699
Zhejiang Bingfeng Compressor Co., Ltd.	Unlikely to be recovered	377,031,887	Unlikely to be recovered	377,031,887
Kelon International Inc.	Unlikely to be recovered	96,799,409	Unlikely to be recovered	96,799,409
VIETPICTURES AUTO Joint Stock Company		-	From 1 year to less than 2 years	17,230,400
Total		3,965,851,306		4,702,604,365
				4,693,989,165